



SECURITIES AND EXCHANGE COMMISSION

THE SEC HEADQUARTERS 7907 Makati Avenue, Salcedo Village, Bel-Air, Makati City
1209 Trunk Line No:02-5322-7696 Email Us:www.sec.gov.ph/imessagemo@sec.gov.ph



The following document has been received:

Receiving: ICTD ERMD

Receipt Date and Time: May 07, 2025 04:19:33 PM

Company Information

SEC Registration No.: 0000024862

Company Name: SGI Philippines General Insurance Company, Inc.

Industry Classification: J68200

Company Type: Stock Corporation

Document Information

Document ID: OST10507202583283868

Document Type: Financial Statement

Document Code: FS

Period Covered: December 31, 2024

Submission Type: Annual

Remarks: None

Acceptance of this document is subject to review of forms and contents

COVER SHEET
for
AUDITED FINANCIAL STATEMENTS

SEC Registration Number

2 4 8 6 2

COMPANY NAME

S G I P H I L I P P I N E S G E N E R A L
I N S U R A N C E C O M P A N Y , I N C .

Principal Office (No./Street/Barangay/City/Town)Province)

1 5 T H F L O O R , C I T I B A N K T O W E R ,
8 7 4 1 P A S E O D E R O X A S ,
M A K A T I C I T Y

Form Type

A A F S

Department requiring the report

Secondary License Type, If Applicable

COMPANY INFORMATION

Company's Email Address

info@sgiphils.com.ph

Company's Telephone Number/s

8480-188

Mobile Number

No. of Stockholders

53

Annual Meeting
Month/Day

1st Monday of April

Fiscal Year
Month/Day

1 2 / 3 1

CONTACT PERSON INFORMATION

The designated contact person MUST be an Officer of the Corporation

Name of Contact Person

MATIAS GUZMAN RUIZ

Email Address

mr Ruiz@sgiphils.com.ph

Telephone Number/s

8848-1888

Mobile Number

0917769865

CONTACT PERSON'S ADDRESS

BDO TOWERS, VALERO, MAKATI CITY

Note 1: In case of death, resignation or cessation of office of the officer designated as contact person, such incident shall be reported to the Commission within thirty (30) calendar days from occurrence thereof with information and complete contact details of the new contact person designated.

2: All boxes must be properly and completely filled-up. Failure to do so shall cause the delay in updating the corporation's record with the Commission and/or non-receipt of Notice of Deficiencies. Further, non-receipt of Notice of Deficiencies shall not excuse the corporation from liability for its deficiencies.

SGI Phils Compliance

From: eafs@bir.gov.ph
Sent: Monday, April 21, 2025 11:18 AM
To: COMPLIANCE@SGIPHILS.COM.PH
Cc: MRUIZ@SGIPHILS.COM.PH
Subject: Your BIR AFS eSubmission uploads were received

Hi SGI PHILIPPINES GENERAL INSURANCE COMPANY, INC.,

Valid files

- EAFS000479269AFSTY122024.pdf
- EAFS000479269ITRTY122024.pdf

Invalid file

- <None>

Transaction Code: **AFS-0-9LBABFJB0N31YV3VTPNVTTYYP10P3XMY314**

Submission Date/Time: **Apr 21, 2025 11:17 AM**

Company TIN: **000-479-269**

Please be reminded that you accepted the terms and conditions for the use of this portal and expressly agree, warrant and certify that:

- The submitted forms, documents and attachments are complete, truthful and correct based on the personal knowledge and the same are from authentic records;
- The submission is without prejudice to the right of the BIR to require additional document, if any, for completion and verification purposes;
- The hard copies of the documents submitted through this facility shall be submitted when required by the BIR in the event of audit/investigation and/or for any other legal purpose.

This is a system-generated e-mail. Please do not reply.

**SGI PHILIPPINES
GENERAL INSURANCE COMPANY, INC.**

**FINANCIAL STATEMENTS
DECEMBER 31, 2024**

**STATEMENT OF MANAGEMENT RESPONSIBILITY
FOR THE FINANCIAL STATEMENTS**

SECURITIES AND EXCHANGE COMMISSION

Philippine International Convention Center

Pasay City


The management of SGI Philippines General Insurance Company, Inc. (the Company) is responsible for the preparation and fair presentation of the financial statements including the schedules attached therein, for the years ended December 31, 2024 and 2023, in accordance with the prescribed financial reporting framework indicated therein, and for such internal control as management determines is necessary to enable the preparation of financial statements that are free from material misstatement, whether due to fraud or error.


In preparing the financial statements, management is responsible for assessing the Company's ability to continue as a going concern, disclosing, as applicable matters related to going concern and using the going concern basis of accounting unless management either intends to liquidate the Company or to cease operations, or has no realistic alternative but to do so.


The Board of Directors is responsible for overseeing the Company's financial reporting process.

The Board of Directors reviews and approves the financial statements including the schedules attached therein, and submits the same to the stockholders.

Teodoro Santamaria and Co., the independent auditor appointed by the stockholders, has audited the financial statements of the company in accordance with Philippine Standards on Auditing, and in its report to the stockholders, has expressed its opinion on the fairness of presentation upon completion of such audit.


AKHILESH KUMAR SINGH
Chairman


ASHWANI DHANAWAT
Director authorized to sign in lieu of the CEO


MATIAS GUZMAN RUIZ
Corporate Secretary authorized to sign in lieu of the CFO

Signed this ____ day of _____ 2025.



TEODORO SANTAMARIA AND CO.
CERTIFIED PUBLIC ACCOUNTANTS

Suite 2108 Cityland 10 Tower 1
156 H.V. Dela Costa St.
Salcedo Village 1226
Makati City, Philippines

Tel : (632) 8812 - 4202

(632) 8553 - 4845

Email: tscocpas@gmail.com

Trust Service Commitment

Supplemental Written Statement Accompanying
Report of Independent Auditors

The Board of Directors and Stockholders
SGI Philippines General Insurance Company, Inc.
15th Floor, Citibank Tower
8741 Paseo de Roxas
Makati City, Philippines

We have audited the financial statements of **SGI Philippines General Insurance Company, Inc.** for the year ended December 31, 2024, on which we have rendered the attached report dated April 12, 2025.

In compliance with Revised SRC Rule 68, we are stating that the above Company has forty-seven (47) stockholders, thirteen (13) of whom owning one hundred (100) or more shares each.

TEODORO SANTAMARIA AND CO.

By: Rachel Lydia T. Santamaria

Partner

CPA License No. 083524

Valid until December 9, 2026

BOA Accreditation No. 5593 (Firm)

Valid until September 26, 2027

BOA Accreditation No. 5593/P-001 (Individual)

Valid until September 26, 2027

SEC Accreditation No. 5593 – SEC (Firm)

Valid until 2025 Financial Statements of SEC covered institutions

SEC Accreditation No. 83524 – SEC (Individual)

Valid until 2025 Financial Statements of SEC covered institutions

IC Accreditation No. 5593 – IC (Firm)

Valid until 2025 Financial Statements of IC covered institutions

IC Accreditation No. 83524 – IC (Individual)

Valid until 2025 Financial Statements of IC covered institutions

BIR A.N. 08-008055-000-2025 (Firm)

Valid until March 11, 2028

BIR A.N. 08-008055-001-2025 (Individual)

Valid until March 11, 2028

T.I.N. 102-921-088

PTR No. 10487186 / Makati City

January 17, 2025

April 12, 2025

Makati City, Philippines



TEODORO SANTAMARIA AND Co.
CERTIFIED PUBLIC ACCOUNTANTS

Suite 2108 Cityland 10 Tower 1
156 H.V. Dela Costa St.
Salcedo Village 1226
Makati City, Philippines

Tel : (632) 8812 - 4202

(632) 8553 - 4845

Email: tscocpas@gmail.com

Trust Service Commitment

Report of Independent Auditors

The Board of Directors and Stockholders
SGI Philippines General Insurance Company, Inc.
15th Floor, Citibank Tower
8741 Paseo de Roxas
Makati City, Philippines

Report on the Audit of the Financial Statements

Opinion

We have audited the accompanying financial statements of **SGI Philippines General Insurance Company, Inc.** ("the Company"), which comprise the statement of financial position as at **December 31, 2024 and 2023**, and the related statements of profit, statements of comprehensive income, statements of changes in equity, and statements of cash flows for the year ended, and a summary of material accounting policies and other explanatory information.

In our opinion, the accompanying financial statements present fairly, in all material respects, the financial position of the Company as at December 31, 2024 and 2023, and its financial performance and its cash flows for the years then ended in accordance with Philippine Financial Reporting Standards (PFRS).

Basis for Opinion

We conducted our audits in accordance with Philippine Standards on Auditing (PSAs). Our responsibilities under those standards are further described in the Auditor's Responsibilities for the Audit of the Financial Statements section of our report. We are independent of the Company in accordance with the Code of Ethics for Professional Accountants in the Philippines (Code of Ethics) together with the ethical requirements that are relevant to our audit of the financial statements in the Philippines, and we have fulfilled our other ethical responsibilities in accordance with these requirements and the Code of Ethics. We believe that the audit evidence we have obtained is sufficient and appropriate to provide a basis for our opinion.

Responsibilities of Management and Those Charged with Governance for the Financial Statements

Management is responsible for the preparation and fair presentation of the financial statements in accordance with PFRS, and for such internal control as management determines is necessary to enable the preparation of financial statements that are free from material misstatement, whether due to fraud or error.

In preparing the financial statements, management is responsible for assessing the Company's ability to continue as a going concern, disclosing, as applicable, matters related to going concern and using the going concern basis of accounting unless management either intends to liquidate the Company or to cease operations, or has no realistic alternative but to do so.

Those charged with governance are responsible for overseeing the Company's financial reporting process.

Auditor's Responsibilities for the Audit of the Financial Statements

Our objectives are to obtain reasonable assurance about whether the financial statements as a whole are free from material misstatement, whether due to fraud or error, and to issue an auditor's report that includes our opinion. Reasonable assurance is a high level of assurance, but is not a guarantee that an audit conducted in accordance with PSAs will always detect a material misstatement when it exists. Misstatements can arise from fraud or error and are considered material if, individually or in the aggregate, they could reasonably be expected to influence the economic decisions of users taken on the basis of these financial statements.

As part of an audit in accordance with PSAs, we exercise professional judgment and maintain professional skepticism throughout the audit. We also:

- Identify and assess the risks of material misstatement of the financial statements, whether due to fraud or error, design and perform audit procedures responsive to those risks, and obtain audit evidence that is sufficient and appropriate to provide a basis for our opinion. The risk of not detecting a material misstatement resulting from fraud is higher than for one resulting from error, as fraud may involve collusion, forgery, intentional omissions, misrepresentations, or the override of internal control.
- Obtain an understanding of internal control relevant to the audit in order to design audit procedures that are appropriate in the circumstances, but not for the purpose of expressing an opinion on the effectiveness of the Company's internal control.
- Evaluate the appropriateness of accounting policies used and the reasonableness of accounting estimates and related disclosures made by management.
- Conclude on the appropriateness of management's use of the going concern basis of accounting and, based on the audit evidence obtained, whether a material uncertainty exists related to events or conditions that may cast significant doubt on the Company's ability to continue as a going concern. If we conclude that a material uncertainty exists, we are required to draw attention in our auditor's report to the related disclosures in the financial statements or, if such disclosures are inadequate, to modify our opinion. Our conclusions are based on the audit evidence obtained up to the date of our auditor's report. However, future events or conditions may cause the Company to cease to continue as a going concern.
- Evaluate the overall presentation, structure and content of the financial statements, including the disclosures, and whether the financial statements represent the underlying transactions and events in a manner that achieves fair presentation.

We communicate with those charged with governance regarding, among other matters, the planned scope and timing of the audit and significant audit findings, including any significant deficiencies in internal control that we identify during our audit.

Report on Other Regulatory Requirements

Our audits were conducted for the purpose of forming an opinion on the basic financial statements taken as a whole. The supplementary information disclosed in Note 28 of the Notes to financial statements is presented for the purpose of filing with the Bureau of Internal Revenue under Revenue Regulation No. 15-2010 and is not a required part of the basic financial statements. Such supplementary information is the responsibility of the management and has been subjected to the auditing procedures applied in our audit of the basic financial statements. In our opinion, the supplementary information is fairly stated in all material respects in relation to the basic financial statements taken as a whole.

TEODORO SANTAMARIA AND CO.


By: Rachel Lydia T. Santamaria

Partner

CPA License No. 083524

Valid until December 9, 2026

BOA Accreditation No. 5593 (Firm)

Valid until September 26, 2027

BOA Accreditation No. 5593/P-001 (Individual)

Valid until September 26, 2027

SEC Accreditation No. 5593 – SEC (Firm)

Valid until 2025 Financial Statements of SEC covered institutions

SEC Accreditation No. 83524 – SEC (Individual)

Valid until 2025 Financial Statements of SEC covered institutions

IC Accreditation No. 5593 – IC (Firm)

Valid until 2025 Financial Statements of IC covered institutions

IC Accreditation No. 83524 – IC (Individual)

Valid until 2025 Financial Statements of IC covered institutions

BIR A.N. 08-008055-000-2025 (Firm)

Valid until March 11, 2028

BIR A.N. 08-008055-001-2025 (Individual)

Valid until March 11, 2028

T.I.N. 102-921-088

PTR No. 10487186 / Makati City

January 17, 2025

April 12, 2025
Makati City, Philippines

SGI PHILIPPINES GENERAL INSURANCE COMPANY, INC.
(A Non-life Insurance Company)

STATEMENTS OF FINANCIAL POSITION

		December 31	
	Notes	2024	2023
(In Philippine Peso)			
Assets			
Cash and cash equivalents	7	63,489,083	99,695,118
Insurance receivables	8	244,768,878	310,326,888
Financial asset at FVPL	9	864,158,441	871,094,070
Financial asset at FVOCI	9	1,176,926	666,356
Financial asset at amortized cost	9	328,543,222	328,749,097
Property and equipment - net	10	125,192,177	28,701,536
Deferred acquisition cost	11	22,055,653	27,182,643
Deferred reinsurance premium	12	23,199,122	60,682,351
Deferred tax assets	24	55,110,493	29,885,735
Other assets	13	31,992,080	29,798,466
Total Assets		1,759,686,076	1,786,782,263
LIABILITIES AND EQUITY			
Liabilities			
Insurance liabilities	14	227,544,892	336,566,109
Accounts and other payables	15	35,656,484	30,640,382
Retirement benefit liability	22	8,164,182	6,034,781
Total liabilities		271,365,558	373,241,272
Equity			
Common stock	16	1,330,457,200	1,330,457,200
Share premium	16	14,912,155	14,912,155
Revaluation reserve on financial asset at FVOCI	9	(418,500)	(929,070)
Actuarial gains on retirement benefit liability, net	17	2,379,514	2,379,514
Revaluation increment in property	10	109,058,684	11,663,128
Retained earnings	16	32,388,665	55,515,264
Treasury shares	16	(457,200)	(457,200)
Total equity		1,488,320,518	1,413,540,991
Total Liabilities and Equity		1,759,686,076	1,786,782,263

See accompanying notes to financial statements.

SGI PHILIPPINES GENERAL INSURANCE COMPANY, INC.

(A Non-life Insurance Company)

STATEMENTS OF PROFIT

		For the years ended December 31	
	Notes	2024	2023
(In Philippine Peso)			
Revenues			
Gross premiums written	18	167,422,645	293,740,276
Reinsurance premium ceded	18	(77,569,053)	(124,121,603)
Net premiums retained		89,853,592	169,618,673
Decrease/(Increase) in reserve for unearned premiums	18	29,614,256	(25,179,206)
Premiums earned		119,467,848	144,439,467
Commissions earned	18	9,451,923	20,589,829
Gross underwriting income	18	128,919,770	165,029,295
Underwriting deductions	19	(185,818,857)	(151,893,395)
Net underwriting (loss)/income		(56,899,087)	13,135,900
Other income	20	69,233,707	60,639,288
Gross profit		12,334,620	73,775,188
Operating expenses			
General and administrative expenses	21	(46,186,484)	(50,704,122)
Interest expense	21	(425,352)	(65,741)
Total expenses		(46,611,836)	(50,769,863)
Net (loss)/income before income tax		(34,277,216)	23,005,324
Income tax benefit/(expense)	24		
Final		(14,074,140)	(11,926,079)
Deferred		25,496,996	9,536,197
		11,422,856	(2,389,882)
Net (loss)/profit		(22,854,360)	20,615,442
(Loss)/Earnings per share	25	(6.87)	6.20

See accompanying notes to financial statements.

SGI PHILIPPINES GENERAL INSURANCE COMPANY, INC.
(A Non-life Insurance Company)

STATEMENTS OF COMPREHENSIVE INCOME

		For the years ended December 31	
	Notes	2024	2023
(In Philippine Peso)			
Net (loss)/profit		(22,854,360)	20,615,442
Other comprehensive income that recycle to profit or loss in subsequent periods:			
Reversal/Impairment loss on financial asset at FVOCI	9	510,570	(326,430)
Net unrealized loss on available for sale financial assets, net of tax			
Other comprehensive income that do not recycle to profit or loss in subsequent periods:			
Actuarial loss on retirement benefit plan, net of tax	17	-	298,364
Appraisal valuation of property and equipment	10	98,602,404	-
Total comprehensive income		76,258,614	20,587,375

See accompanying notes to financial statements.

SGI PHILIPPINES GENERAL INSURANCE COMPANY, INC.

(A Non-life Insurance Company)

STATEMENTS OF CHANGES IN EQUITY

	Common stock (Note 16)	Share premium (Note 16)	Treasury shares (Note 16)	Revaluation reserve on financial asset at FVOCI (Note 9)	Revaluation increment on property and equipments (Note 10)	Actuarial gain/(loss) on retirement benefit obligation (Note 17)	Retained Earnings (Note 16)	Total
	(In Philippine Peso)							
Balance, January 1, 2023	1,330,457,200	14,912,155	(457,200)	(602,640)	12,496,208	2,081,150	35,423,823	1,394,310,696
Total comprehensive income	-	-	-	(326,430)	-	298,364	20,615,442	20,587,376
Expired MCIT (Note 16, 24)	-	-	-	-	-	-	(515,403)	(515,403)
Depreciation of property and equipment	-	-	-	-	(833,081)	-	-	(833,081)
Prior period adjustments - Income tax	-	-	-	-	-	-	(8,598)	(8,598)
Balances, December 31, 2023	1,330,457,200	14,912,155	(457,200)	(929,070)	11,663,128	2,379,514	55,515,264	1,413,540,991
Total comprehensive income	-	-	-	510,570	98,602,404	-	(22,854,360)	76,258,614
Expired MCIT (Note 16, 24)	-	-	-	-	-	-	(272,238)	(272,238)
Depreciation of property and equipment	-	-	-	-	(1,206,848)	-	-	(1,206,848)
Balances, December 31, 2024	1,330,457,200	14,912,155	(457,200)	(418,500)	109,058,684	2,379,514	32,388,665	1,488,320,518

See accompanying notes to financial statements.

SGI PHILIPPINES GENERAL INSURANCE COMPANY, INC.
(A Non-life Insurance Company)

STATEMENTS OF CASH FLOWS

		For the years ended December 31	
	Notes	2024	2023
(In Philippine Peso)			
Cash flows from operating activities			
(Loss)/income before income tax		(34,277,216)	23,005,324
Adjustments for:			
Depreciation	21	1,618,646	1,641,843
Decrease/(increase) in deferred acquisition costs	11	5,126,990	(12,036,831)
(Decrease)/increase in reserve for unearned premiums	18	(29,614,256)	25,179,206
Fair value adjustment on financial assets at FVOCI	9	1,105,498	(1,814,010)
Loss on sale of fixed asset	20	-	618,565
Interest income	20	(68,993,309)	(59,498,161)
Retirement benefit expense	21, 22	3,427,478	1,874,974
Prior year adjustments - Income tax	16	-	(8,598)
Operating loss before working capital changes		(121,606,169)	(21,037,687)
Increase in insurance receivables	8	65,558,009	2,820,734
Increase in other assets	13	(2,020,417)	(2,394,280)
Decrease in insurance contract liabilities	14	(41,923,732)	(36,194,937)
Increase in accounts and other payables	15	5,016,102	3,800,114
Net cash absorbed by operations		(94,976,207)	(53,006,054)
Retirement benefits paid	21	(1,298,077)	-
Income taxes paid	24	(14,074,140)	(12,320,253)
Net cash used in operating activities		(110,348,423)	(65,326,308)
Cash flows from investing activities			
Settlement of government bonds	9	6,036,006	54,206,689
Acquisition of property and equipment	10	(713,730)	(283,373)
Interest income earned	13, 20	68,820,112	51,981,315
Net cash provided by investing activities		74,142,388	105,904,632
Net (decrease)/increase in cash and cash equivalents		(36,206,035)	40,578,324
Cash and cash equivalents, January 1	7	99,695,118	59,116,794
Cash and cash equivalents, December 31	7	63,489,083	99,695,118

See accompanying notes to financial statements.

SGI PHILIPPINES GENERAL INSURANCE COMPANY, INC.
(A Non-Life Insurance Company)

NOTES TO FINANCIAL STATEMENTS
December 31, 2024
(Amounts in Philippine Peso Unless Otherwise Stated)

1. Corporate Information

SGI Philippines General Insurance Company, Inc. (the Company) is a domestic corporation which was incorporated in the Philippines on April 2, 1964.

The company is engaged in the business of nonlife insurance indemnifying any person against loss, damage, or liability arising from unknown or contingent events. Its current lines include all kinds of insurance (except life), reinsurance, insurance on buildings, automobiles, cars, and other motor vehicles goods and merchandise, goods in transit, goods in storage, fire insurance, earthquake, insurance against accident, and all other forms of undertakings.

As at December 31, 2024, the Company's total paid-up capital is 97% owned by Shriram General Insurance Co. Ltd., a corporation organized under the laws of India. The ownership of the rest of the stockholders ranges from less than 1% to 2%.

The registered office and principal address of the Company is at 15th Floor, Citibank Tower, 8741 Paseo De Roxas, Makati City, Philippines.

2. Summary of Material Accounting Policies

Statement of Compliance

The accompanying financial statements were prepared in accordance with Philippine Financial Reporting Standards (PFRS). The term PFRS in general includes all applicable PFRS, Philippine Accounting Standards (PAS), Interpretation of the Philippine Interpretations Committee (PIC), Standing Interpretation Committee (SIC), and International Financial Reporting Standards Interpretations Committee (IFRS IC) which have been adopted by the Financial and Sustainability Reporting Standards Council (FSRSC) and approved by the Board of Accountancy (BOA) and the Securities and Exchange Commission (SEC).

Basis of Preparation

The accompanying financial statements have been prepared on a historical cost convention method, as modified for financial assets at FVPL, financial assets at FVOCI and financial assets at amortized cost. The preparation of the financial statements in accordance with PFRS requires the use of critical accounting estimates. It also requires management to exercise judgment in applying the Company's accounting policies. The areas involving a higher degree of judgment or complexity, or areas where assumptions and estimates are significant to the financial statements are discussed in Note 3.

Functional and Presentation Currency

These financial statements are presented in Philippine Peso, the Company's functional currency and all values are rounded to the nearest Peso, except when otherwise indicated.

Current Versus Non-Current Classification

The Company presents assets and liabilities in the statement of financial position on current/non-current classification.

An asset is current when it is:

- Expected to be realized or intended to be sold or consumed within a normal operating cycle;
- Held primarily for the purpose of trading;
- Expected to be realized within twelve months after the reporting period; or
- Cash or cash equivalent unless restricted from being exchanged or used to settle a liability for at least twelve months after the reporting period.

All other assets are classified as non-current.

A liability is current when:

- It is expected to be settled within a normal operating cycle;
- It is held primarily for trading;
- It is due to be settled within twelve months after the reporting period; or
- There is no unconditional right to defer the settlement of the liability for at least twelve months after the reporting period.

The Company classifies all other liabilities as non-current.

Deferred tax assets and liabilities are classified as non-current assets and liabilities.

Adoption of Amended PFRS Accounting Standards

Effective in 2024, the Company adopted for the first time the following amendments to PFRS Accounting Standards, which are mandatorily effective for annual periods beginning on or after January 1, 2024:

PAS 1 (Amendments), *Presentation of Financial Statements* - Classification of Liabilities as Current or Non-current. The amendments provide guidance on whether a liability should be classified as either current or non-current. The amendments clarify that the classification of liabilities as current or non-current should be based on rights that are in existence at the end of the reporting period and that the classification is unaffected by expectations about whether an entity will exercise its right to defer settlement of a liability. The application of these amendments had no significant impact on the Company's 2 financial statements.

PAS 1 (Amendments), *Presentation of Financial Statements* - *Noncurrent Liabilities with Covenants*. The amendments specifies that if the right to defer settlement for at least 12 months is subject to an entity complying with conditions after the reporting period, then those conditions would not affect whether the right to defer settlement exists at the end of the reporting period for the purposes of classifying a liability as current or non-current. For non-current liabilities subject to conditions, an entity is required to disclose information about the conditions, whether the entity would comply with the conditions based on its circumstances at the reporting date and whether and how the entity expects to comply with the conditions by the date on which they are contractually required to be tested. The application of these amendments had no significant impact on the Company's financial statements.

PAS 7 and PFRS 7 (Amendments), *Statement of Cash Flows, Financial Instruments: Disclosures* - *Supplier Finance Arrangements*. The amendments add a disclosure objective to PAS 7 stating that an entity is required to disclose information about its supplier finance arrangements that enables users of financial statements to assess the effects of those arrangements on the entity's liabilities and cash flows. In addition, PFRS 7 is amended to add supplier finance arrangements as an example within the requirements to disclose information about an entity's exposure to concentration of liquidity risk. The application of these amendments had no significant impact on the Company's financial statements.

PFRS 16 (Amendments), *Leases - Lease Liability in a Sale and Leaseback*. The amendments require a seller-lessee to subsequently measure lease liabilities arising from a leaseback in a way that it does not recognize any amount of the gain or loss that relates to the right of use it retains. In addition, the new requirements do not prevent a seller-lessee from recognizing in profit or loss any gain or loss relating to the partial or full termination of a lease. The application of these amendments had no significant impact on the Company's financial statements

Future Adoption of New or Revised and Amendments to Standards Effective Subsequent to 2024

There are new standards and amendments to existing standards effective for annual periods subsequent to 2024, which are adopted by the ESRSC. Management will adopt the following relevant pronouncements in accordance with their transitional provisions; and, unless otherwise stated, none of these are expected to have significant impact on the Company's financial statements.

- PFRS 17 *Insurance Contracts - Insurance Contracts* (effective from January 1, 2025). The new standard for insurance contracts, which covers recognition, measurement, presentation and disclosure, will replace PFRS 4, *Insurance Contracts*. On December 15, 2021, the FSRSC amended the effective date of PFRS 17 from January 1, 2023 to January 1, 2025. In line with this, the Insurance Commission (IC) issued Circular Letter No. 2020-62 on May 18, 2020 providing further deferral of the implementation of PFRS 17 for life insurance and non-life insurance industry by two years after the IASB effective date.

This new standard requires a current measurement model where estimates are remeasured in each reporting period. Moreover, contracts are measured using the building blocks of:

- discounted probability-weighted cash flows;
- an explicit risk adjustment; and,
- a contractual service margin (CSM) representing the unearned profit of the contract which is recognized as revenue over the coverage period.

PFRS 17 further allows a choice between recognizing changes in discount rates either in the statement of income or directly in other comprehensive income. The choice is likely to reflect how insurers account for financial assets under PFRS 9, *Financial Instruments*.

In addition, the standard provides an optional simplified premium allocation approach for the liability for the remaining coverage for short duration contracts, which are often written by non-life insurers. A modification of the general measurement model called the variable fee approach is also introduced by PFRS 17 for certain contracts written by life insurers where policyholders share in the returns from underlying items. When applying the variable fee approach, the entity's share of the fair value changes of the underlying items is included in the CSM. The results of insurers using this model are therefore likely to be less volatile than under the general model.

In preparation for the adoption of PFRS Company 17, the Company continues to perform end to end system tests, preparing policy and accounting data required for these tests and updating the accounting and actuarial policies and processes to comply with PERS 17 requirements. Also, the Company is still assessing the quantitative impact of the initial application of the new standard to its financial statements.

- PFRS 17 (Amendments), *Insurance Contracts - Initial Application of PFRS 17 and PFRS 9 - Comparative Information* (effective from January 1, 2025)
- PAS 21 (Amendments), *The Effects of Changes in Foreign Exchange Rates - Lack of Exchangeability* (effective from January 1, 2025)
- PFRS 9 and PFRS 7 (Amendments), *Financial Instruments, and Financial Instruments: Disclosures - Amendments to the Classification and Measurement of Financial Instruments* (effective from January 1, 2026)
- PFRS 18, *Presentation and Disclosure in Financial Statements* (effective from January 1, 2027). The new standard impacts the classification of profit or loss items (i.e., into operating, investing and financing categories) and the presentation of subtotals in the statement of income (i.e., operating profit and profit before financing and income taxes). The new standard also changes the aggregation and disaggregation of information presented in the primary financial statements and in the notes. It also introduces required disclosures about management-defined performance measures. The amendments, however, do not affect how an entity recognizes and measures its financial condition, financial performance and cash flows.
- PFRS 19, *Subsidiaries without Public Accountability: Disclosures* (effective from January 1, 2027)
- PFRS 10 and PAS 28 (Amendments), *Consolidated Financial Statements and Investments in Associates and Joint Ventures - Sale or Contribution of Assets between an Investor and its Associate or Joint Venture* (effective date deferred indefinitely)

IC Circular Letter (ICL) No. 2016-67

On December 28, 2016 the IC issued IC Circular Letter (ICL) No. 2016-67, *Valuation Standards for Non-life Insurance Policy Reserves*, which supersedes Circular Letter No. 2015-32. The following are the more significant provisions of this Circular:

A non-life insurance company shall maintain reserves for its written policies, which shall be charged as a liability in any determination of its financial condition, as required by the IC, in accordance to Sections 219 and 220 of the New Insurance Code (RA 10607), as well as this Valuation Standards for Life Insurance Policy Reserves.

Claims Liabilities

- a. Claims liabilities for both direct business and assumed treaty and facultative reinsurance business shall be calculated as the sum of outstanding claims reserve, claims handling expense and IBNR, with MfAD.
- b. Outstanding claims reserve shall be based on actual claims reported but have not been settled as of valuation date. The company shall ensure integrity of the data inputs as well as minimize uncertainties in the claims processing.
- c. The IBNR shall be calculated based on standard actuarial projection techniques or combinations of such techniques, such as but not limited to the chain ladder approach, the expected loss ratio approach, and the Bornhuetter-Ferguson (BF) method. The Actuary shall determine the appropriateness of the methodology considering the characteristics of the data, such as maturity of the business.
- d. The Claims liabilities shall include a provision for Claims handling expenses, which covers the estimated expenses of settling all claims, both reported and unreported, outstanding as of valuation date.

- e. The Actuary shall ensure the reliability of the expected loss ratio by obtaining estimates from various sources, such as underwriters, the business plan, pricing actuaries, market statistics, or from a historic view of profitability and loss ratios.
- f. In valuing Claims liabilities, the Actuary should consider other factors such as but not limited to: varying expense structure in run-off situations, large losses arising from significant past events, operational changes in claims management, underwriting changes such as business mix and premium rate changes, changes in reinsurance program and changes in claims handling process, and external conditions.
- g. To ensure sufficiency of reserves, the Actuary shall conduct a back-testing exercise of the IBNR by comparing the previous year's IBNR of expected current year claim developments, with actual current year claim developments. In cases where the IBNR has proven insufficient to cover actual claims development, the Actuary shall revisit the assumptions for IBNR valuation and document the rationale for this deterioration.

IC Circular Letter (ICL) No. 2016-69

On December 28, 2016 the IC issued IC Circular Letter (ICL) No. 2016-69, *Implementation Requirements for Financial Reporting, Valuation Standards for Insurance Policy Reserves, and Amended Risk-Based Capital (RBC2) Framework*.

The following are the more significant provisions of this Circular:

1. Financial Reporting Framework (FRF): CL No. 2016-65.
2. Valuation Standards for Life Insurance Policy Reserves: CL No. 2016-66
3. Valuation Standards for Non-Life Insurance Policy Reserves: CL No. 2016-67.

For the initial year of implementation, the requirements will be the relaxed as follows:

Premiums Liabilities

For 2017, companies shall be allowed to set up as Premium Liabilities the Unearned Premium Reserves (UPR) instead of the higher of the UPR and Unexpired Risk Reserve (URR), determined in accordance with Section 7.2 of the Circular Letter No. 2016-67.

Starting 2018, the Premium Liabilities shall be determined in accordance with the valuation standards prescribed under the Circular Letter No. 2016-67.

Claims Liabilities

Claims Liabilities shall be determined in accordance with the valuation standards prescribed under Section 8 of CL No. 2016-67.

For 2017, the companies shall be allowed to set the Margin for Adverse Deviation (MfAD) to zero (0).

IC Circular Letter (ICL) No. 2018-19

On March 9, 2018 the IC issued IC Circular Letter (ICL) No. 2018-19, *Amendment to Circular Letter No. 2016-69 "Implementation Requirements for Financial Reporting, Valuation Standards for Insurance Policy Reserves, and Amended Risk-Based Capital (RBC2) Framework."*

The following are the more significant provisions of this Circular:

Margin for Adverse Deviation

MfAD shall be company-specific. The companies shall submit to the IC the documents and certification signed by an IC-accredited actuary to support the computation of their MfAD.

Companies shall be allowed to set the MfAD as follows:

Period Covered	Percentage (%) of company-specific MfAD
2017	0%
2018	50%
2019 onwards	100%

This amendatory circular shall take effect immediately. Except as amended hereby, all other provisions of CL No. 2016-69 shall remain effective.

The above ICLs become effective on January 1, 2017. The Company assesses the effect of this circular and has made disclosures in the notes to the financial statement based on its parallel run as of December 31, 2024 and 2023.

Material Accounting Policies

Cash and Cash Equivalents

Cash includes cash on hand and with banks. Cash equivalents are short-term, highly liquid investments that are readily convertible to known amounts of cash with original maturities of three months or less from dates of acquisition and that are subject to an insignificant risk of changes in value.

Foreign Currency Translation

Transactions in foreign currency are initially recorded at the functional currency rate ruling at the date of the transaction. Monetary assets and liabilities denominated in foreign currencies are retranslated using the functional currency rate of exchange ruling at the reporting date. Nonmonetary items that are measured in terms of historical cost in a foreign currency are translated using the exchange rate as at the date of the initial transaction and are not subsequently restated. All foreign exchange differences are taken to profit or loss, except where it relates to equity securities where gains or losses are recognized directly in other comprehensive income, the gain or loss is then recognized net of the exchange component in other comprehensive income.

Financial Instruments

Date of Recognition

Financial instruments are recognized in the statements of financial position when the Company becomes a party to the contractual provisions of the instrument. All regular way of purchases or sales of financial assets are recognized on the trade date, which is the date the Company commits to purchase or sell the asset. Regular way purchases or sales are purchases or sales of financial assets that require delivery of assets within the time frame established by regulation or convention in the marketplace.

The Company has no financial liabilities at FVPL or derivatives for the years ended December 31, 2024 and 2023.

Classification, Measurement and Reclassification of Financial Assets in Accordance with PFRS 9

The classification and measurement of financial assets is driven by the entity's business model for managing the financial assets and the contractual cash flow characteristics of the financial assets. The classification and measurement of financial assets are described below and in the succeeding pages.

Financial Assets at Amortized Cost

Financial assets are measured at amortized cost if both of the following conditions are met:

- the asset is held within the company's business model whose objective is to hold financial assets in order to collect contractual cash flows ("held to collect"); and,
- the contractual terms of the instrument give rise, on specified dates, to cash flows that are SPPI on the principal amount outstanding.

All financial assets meeting these criteria are measured initially at fair value plus transaction costs. These are subsequently measured at amortized cost using the effective interest method, less any impairment in value. Where the business model is to hold assets to collect contractual cash flows, the Company assesses whether the financial instruments' cash flows represent SPPI. In making this assessment, the Company considers whether the contractual cash flows are consistent with a basic lending arrangement, i.e., interest includes only consideration for the time value of money, credit risk, other basic lending risks and a profit margin that is consistent with a basic lending arrangement. Where the contractual terms introduce exposure to risk or volatility that are inconsistent with a basic lending arrangement, the related financial asset is classified and measured at FVPL.

The Company's financial assets at amortized cost are presented in the statement of financial position as Cash and Cash Equivalents, Loans and Other receivables, Investment securities at amortized cost and certain accounts under Other Assets account in the statement of financial position. For purposes of reporting cash flows, cash and cash equivalents include cash and other cash items, and investment securities at amortized cost with original maturities of three months or less from placement date.

Interest income is calculated by applying the effective interest rate to the gross carrying amount of the financial assets except for those that are subsequently identified as credit-impaired. For credit-impaired financial assets, the effective interest rate is applied to the net carrying amount of the financial assets (after deduction of the loss allowance). The interest earned is recognized in the statement of income as part of Interest Income.

Financial Assets at Fair Value Through Other Comprehensive Income

The Company accounts for financial assets at FVOCI if the assets meet the following conditions:

- they are held under a business model whose objective is to hold to collect the associated cash flows and sell ("hold to collect and sell"); and,
- the contractual terms of the financial assets give rise to cash flows that are SPPI on the principal amount outstanding.

At initial recognition, the Company can make an irrevocable election (on an instrument-by-instrument basis) to designate equity investments as at FVOCI; however, such designation is not permitted if the equity investment is held by the Company for trading or as mandatorily required to be classified as FVPL. The Company has designated equity instruments as at FVOCI on initial application of PFRS 9.

Financial assets at FVOCI are initially measured at fair value plus transaction costs. Subsequently, they are measured at fair value, with no deduction for any disposal costs. Gains and losses arising from changes in fair value, including the foreign exchange component, are recognized in other comprehensive income, net of any effects arising from income taxes, and are reported as part of equity. When the asset is disposed of, the cumulative gain or loss previously recognized in the equity account is not reclassified to profit or loss but is reclassified directly to Retained Earnings account except for those debt securities classified as FVOCI wherein fair value changes are recycled back to profit or loss.

Any dividends earned on holding equity instruments are recognized in profit or loss as part of Miscellaneous under Other Operating Income account, when the Company's right to receive dividends is established, it is probable that the economic benefits associated with the dividend will flow to the Company, and, the amount of dividend can be measured reliably, unless the dividends clearly represent recovery of a part of the cost of the investment.

Financial Assets at Fair Value Through Profit or Loss

Financial assets that are held within a different business model other than "hold to collect" or "hold to collect and sell" are categorized at FVPL. Further, irrespective of business model, financial assets whose contractual cash flows are not SPPI are accounted for at FVPL. Also, equity securities are classified as financial assets at FVPL, unless the Company designates an equity investment that is not held for trading as at FVOCI at initial recognition. The Company's financial assets at FVPL include equity securities which are held for trading purposes or designated as at FVPL. Financial assets at FVPL are measured at fair value with gains or losses recognized in profit or loss as part of Trading Gain – net under Other Operating Income in the statements of income. Related transaction costs are recognized directly as expense in profit or loss. The fair values of these financial assets are determined by reference to active market transactions or using valuation technique when no active market exists. Interest earned on these investments is recorded as Interest Income and dividend income is reported as part of Dividends both under Other Income account in the statements of income. Financial assets with embedded derivatives are considered in their entirety when determining whether their cash flows are SPPI. The Company can only reclassify financial assets if the objective of its business model for managing those financial assets changes.

Accordingly, the Company is required to reclassify financial assets:

- (i) from amortized cost to FVPL, if the objective of the business model changes so that the amortized cost criteria are no longer met; and,
- (ii) from FVPL to amortized cost, if the objective of the business model changes so that the amortized cost criteria start to be met and the characteristic of the instrument's contractual cash flows meet the amortized cost criteria.

A change in the objective of the Company's business model will take effect only at the beginning of the next reporting period following the change in the business model.

Effective Interest Rate Method and Interest Income

Interest income is recognized using the effective interest rate (EIR) method for all financial instrument measured at amortized cost and financial instrument designated at FVPL. Interest income on interest bearing financial assets measured at FVOCI are recorded by using the EIR method. The EIR is the rate that exactly discounts estimated future cash receipts through the expected life of the financial instrument or, when appropriate, a shorter period, to the net carrying amount of the financial asset. The EIR is calculated by taking into account any discount or premium on acquisition, fees and costs that are an integral part of EIR. The Company recognizes interest income using a rate of return that represents the best estimate of a constant rate of return over the expected life of the loan. Hence, it recognizes the effect of potentially different interest rates charged at various stages, and other characteristics of the product life cycle (including prepayments, penalty interest and charges). If expectations

regarding the cash flows on the financial asset are revised for reasons other than credit risk, the adjustment is booked as a positive (negative) adjustment to the carrying amount of the asset in the balance sheet with an increase (reduction) in Interest income. The adjustment is subsequently amortized through interest and similar income in the statements of income. The Company calculates interest income by applying the EIR to the gross carrying amount of financial assets other than credit-impaired assets. For financial assets that have become credit-impaired subsequent to initial recognition, interest income is calculated by applying the effective interest rate to the net carrying amount of the financial assets (after deduction of the loss allowance). If the asset is no longer credit-impaired, then the calculation of interest income reverts to the gross basis. For financial assets that were credit-impaired on initial recognition, interest income is calculated by applying a credit-adjusted effective interest rate to the amortized cost of the asset. The calculation of interest income does not revert to a gross basis, even if the credit risk of the asset improves.

Impairment of Financial Assets

The Company assesses its ECL on a forward-looking basis associated with its financial assets carried at amortized cost, debt instruments measured at FVOCI and other contingent accounts. No impairment loss is recognized on equity investments. Recognition of credit losses or impairment is no longer dependent on the Company's identification of a credit loss event. Instead, the Company considers a broader range of information in assessing credit risk and measuring expected credit losses, including past events, current conditions, reasonable and supportable forecasts that affect collectability of the future cash flows of the financial assets. The Company measures loss allowances at an amount equal to lifetime ECL, except for the following financial instruments for which they are measured as 12-month ECL:

- debt securities that are identified to have 'low credit risk' at the reporting date; and,
- other financial instruments (other than lease receivables) on which credit risk has not increased significantly since their initial recognition.

For these financial instruments, the allowance for impairment is based on 12-month ECL associated with the probability of default of a financial instrument in the next 12 months (referred to as 'Stage 1' financial instruments). Unless there has been a significant increase in credit risk subsequent to the initial recognition of the financial asset, a lifetime ECL (which are the expected shortfalls in contractual cash flows, considering the potential for default at any point during the life of the financial asset) will be recognized (referred to as 'Stage 2' financial instruments). 'Stage 2' financial instruments also include those loan accounts and facilities where the credit risk has improved and have been reclassified from 'Stage 3'. A lifetime ECL shall be recognized for 'Stage 3' financial instruments, which include financial instruments that are subsequently credit-impaired, as well as purchased or originated credit impaired (POCI) assets.

Measurement of ECL The key elements used in the calculation of ECL are as follows:

- Probability of Default (PD) – it is an estimate of likelihood of a borrower defaulting on its financial obligation over a given time horizon, either over the next 12 months (12-month PD) or over the remaining lifetime (lifetime PD) of the obligation.
- Loss Given Default (LGD) – it is an estimate of loss arising in case where a default occurs at a given time (either over the next 12 months or 12-month LGD), or over the remaining lifetime or lifetime LGD). It is based on the difference between the contractual cash flows of a financial instrument due from a counterparty and those the Company would expect to receive, including the realization of any collateral. It is presented as a percentage loss per unit of exposure at the time of default.

- Exposure at Default (EAD) – it represents the gross carrying amount of the financial instruments subject to impairment calculation; hence, this is the amount that the Group expects to be owed at the time of default over the next 12 months (12-month EAD) or over the remaining lifetime (lifetime EAD). In case of a loan commitment, the Company shall include the undrawn balance (up to the current contractual limit) at the time of default should it occur.

The measurement of the ECL reflects:

- (i) an unbiased and probability-weighted amount that is determined by evaluating a range of possible outcomes;
- (ii) the time value of money; and,
- (iii) reasonable and supportable information that is available without undue cost or effort at the reporting date about past events, current conditions and forecasts of future economic conditions. Measurement of the expected credit losses is determined by a probability-weighted estimate of credit losses over the expected life of the financial instrument.

Derecognition of Financial Assets

The financial assets (or where applicable, a part of a financial asset or part of a group of financial assets) are derecognized when the contractual rights to receive cash flows from the financial instruments expire, or when the financial assets and all substantial risks and rewards of ownership have been transferred to another party. If the Company neither transfers nor retains substantially all the risks and rewards of ownership and continues to control the transferred asset, the Company recognizes its retained interest in the asset and an associated liability for amounts it may have to pay. If the Company retains substantially all the risks and rewards of ownership of a transferred financial asset, the Company continues to recognize the financial asset and also recognizes a collateralized borrowing for the proceeds received.

Other Financial Receivables

Other financial receivables include “Insurance receivables” which are recorded when due and measured at the original invoice amount then subsequently carried at amortized cost less allowance from any uncollectible amount. The carrying value of insurance receivables is reviewed from impairment whenever events or circumstances indicate that the carrying amount may not be recoverable, the impairment loss is recorded in the Statement of comprehensive income.

Impairment of Financial Assets at Amortized Cost

The Company first assesses whether objective evidence of impairment exists individually for financial assets that are individually significant, and individually or collectively for financial assets that are not individually significant. If it is determined that no objective evidence of impairment exists for an individually assessed financial asset, whether significant or not, the asset is included in a group of financial assets with similar credit risk characteristics and that group of financial assets is collectively assessed for impairment. Assets that are individually assessed for impairment and for which an impairment loss is or continues to be recognized are not included in a collective assessment of impairment.

If there is objective evidence that an impairment loss on financial assets carried at amortized cost has been incurred, the amount of the loss is measured as the difference between the asset’s carrying amount and the present value of estimated future cash flows (excluding future credit losses that have not been incurred) discounted at the financial asset’s original effective interest rate (i.e., the effective interest rate computed at initial recognition). The carrying amount of the asset shall be reduced either directly or through use of an allowance account. The amount of the loss shall be recognized in the statements of comprehensive income. The asset together

with the associated allowances are written off when there is no realistic prospect of future recovery and all collateral has been realized or has been transferred to the Company.

If, in a subsequent period, the amount of the impairment loss decreases and the decrease can be related objectively to an event occurring after the impairment was recognized, the previously recognized impairment loss is reversed. Any subsequent reversal of an impairment loss is recognized in the statements of comprehensive income, to the extent that the carrying value of the asset does not exceed its amortized cost at the reversal date.

Impairment of Insurance Receivable

A provision for impairment is made when there is objective evidence (such as probability of insolvency or significant financial difficulties of the debtor) that the company will not be able to collect all the amounts due under the original terms of the invoice. The carrying amount of the receivable is reduced through the use of an allowance account. Impaired debts are derecognized when they are assessed as uncollectible.

Fair Value Measurement

Fair value is the price that would be received to sell an asset or paid to transfer a liability in an orderly transaction between market participants at the measurement date. The fair value measurement is based on the presumption that the transaction to sell the asset or transfer the liability takes place either:

- In the principal market for the asset or liability, or
- In the absence of a principal market, in the most advantageous market for the asset or liability.

The principal or the most advantageous market must be accessible to the Company.

The fair value of an asset or a liability is measured using assumptions that market participants would use when pricing the asset or liability, assuming that market participants act in their economic best interest.

A fair value measurement of a nonfinancial asset takes into account a market participant's ability to generate economic benefits by using the asset in its highest and best use or by selling it to another market participant that would use the asset in its highest and best use.

The Company uses valuation techniques that are appropriate in the circumstances and for which sufficient data are available to measure fair value, maximizing the use of relevant observable inputs and minimizing the use of unobservable inputs.

All assets and liabilities for which fair value is measured or disclosed in the financial statements are categorized within the fair value hierarchy, described as follows, based on the lowest level input that is significant to the fair value measurement as a whole:

- Level 1 – Quoted (unadjusted) market prices in active markets for identical assets and liabilities
- Level 2 – Valuation techniques for which the lowest level input that is significant to the fair value measurement is directly or indirectly observable
- Level 3 – Valuation techniques for which the lowest level input is significant to the fair value measurement is unobservable

For assets and liabilities that are recognized in the financial statements on a recurring basis, the Company determines whether transfers have occurred between Levels in the hierarchy by re-assessing categorization (based on the lowest level input that is significant to the fair value measurement as a whole) at the end of each reporting period.

For the purpose of fair value disclosures, the Company has determined classes of assets and liabilities on the basis of the nature, characteristics and risks of the assets or liability and the level of the fair value hierarchy.

Other Financial Liabilities

Issued financial instruments or their components, which are not classified as financial liabilities at FVPL are classified as other financial liabilities, where the substance of the contractual arrangement results in the Company having an obligation either to deliver cash or another financial asset to the holder or lender, or to satisfy the obligation other than by the exchange of a fixed amount of cash or another financial asset for a fixed number of the Company's own equity instruments.

After initial measurement, other financial liabilities are subsequently measured at amortized cost using the effective interest method. Amortized cost is calculated by taking into account any discount or premium on the issue and fees that are an integral part of the effective interest rate. The amortization is included as part of interest expense in the statements of comprehensive income. Any effect of restatement of foreign currency-denominated liabilities is recognized in foreign exchange gains/ (losses) account in the statements of comprehensive income.

As at December 31, 2024 and 2023, the Company's other financial liabilities include insurance liabilities and accounts and other payables.

Derecognition of Financial Liabilities

Financial liabilities are derecognized in the statement of financial position only when the obligations are extinguished either through discharge, cancellation or expiration. The difference between the carrying amount of the financial liability derecognized and the consideration paid or payable is recognized in profit or loss.

Offsetting Financial Instruments

Financial assets and financial liabilities are offset and the resulting net amount, considered as a single financial asset or financial liability, is reported in the statement of financial position when there is a legally enforceable right to offset the recognized amounts and there is an intention to settle on a net basis or realize the asset and settle the liability simultaneously. The right of set-off must be available at the end of the reporting period, that is, it is not contingent on future event. It must also be enforceable in the normal course of business, in the event of default, and in the event of insolvency or bankruptcy; and must be legally enforceable for both entity and all counterparties to the financial instruments.

Product Classification

Insurance contracts are those contracts where the Company (the insurer) has accepted significant insurance risk from another party (the policyholders) by agreeing to compensate the policyholders if a specified uncertain future event (the insured event) adversely affects the policyholders. As a general guideline, the Company determines whether it has significant insurance risk, by comparing benefits paid with benefits payable if the insured event did not occur. Insurance contracts can also transfer financial risk.

Once a contract has been classified as an insurance contract, it remains an insurance contract for the remainder of its lifetime, even if the insurance risk reduces significantly during this period, unless all rights and obligation are extinguished or have expired. Investment contracts can however be reclassified as insurance contracts after inception if the insurance risk becomes significant.

Insurance and investment contracts are further classified as being with or without discretionary participation features (DPF). DPF is a contractual right to receive, as a supplement to guaranteed contracts, additional benefits that are likely to be a significant portion of the total contractual benefits, whose amount or timing is contractually at the discretion of the issuer, and that are contractually based on the performance of a specified pool of contracts or a specified type of contract, realized and or unrealized investment returns on a specified pool of assets held by the issuer, or the profit or loss of the company, fund or other entity that issues the contract.

For financial options and guarantees which are not closely related to the host insurance contract and/or investment contract with DPF, bifurcation is required to measure these embedded financial derivatives separately at FVPL. Bifurcation is not required if the embedded derivative is itself an insurance contract and/or investment contract with DPF or when the host insurance contract and/or investment contract with DPF itself is measured at FVPL. The options and guarantees within the insurance contracts issued by the Company are treated as derivative financial instruments are clearly and closely related to the host insurance and therefore not bifurcated subsequently. As such, the Company does not separately measure options to surrender insurance contracts for a fixed amount (or an amount based on a fixed amount and an interest rate). Likewise, the embedded derivative in unit-linked insurance contracts linking the payments on the contract to units of an interval investment fund meets the definition of an insurance contract and is therefore not accounted separately from the host insurance contract.

Insurance Contract

Non-Life insurance contract liabilities. Non-life insurance contracts are recognized when the contracts are entered into and the premiums are recognized. The reserve for Non-life insurance contracts is calculated on the basis of a prudent prospective actuarial valuation method where the assumptions used depend on the circumstances prevailing in each life operation. Assumptions and actuarial valuation methods are also subject to provisions of the Insurance Code (the Code) and guidelines set by the Insurance Commission.

Insurance contracts with fixed and guaranteed terms. The liability is determined as the expected discounted value of the benefit payments less the expected discounted value of the theoretical premiums that would be required to meet the benefits based on the valuation assumptions used. The liability is based on mortality, morbidity and investment income assumptions that are established at the time the contract is issued. The Company has different assumptions for different products. However, liabilities for contractual benefits are computed to comply with statutory requirements, which require discount rates to be not more than 6% compound interest and mortality and morbidity rates to be in accordance with the standard table of mortality and morbidity. Reserves are computed per thousands of sum insured and depend on the issue age and policy duration. The net change in legal policy reserves during the year is taken to profit or loss. This is not applicable to the Company.

Contract Classification

The company issues short-term insurance contracts categorized as:

Casualty insurance contracts protect the assured against the risk of causing them harm to third parties as a result of their legitimate activities. Damages covered include both contractual and non-contractual events.

Property insurance contracts mainly compensate the Company's assured for damages suffered to their properties or for the value of property lost.

Short-duration accident insurance protects the assured from the consequences of events such as death or disability.

An insurance contract remains in force at the inception date of policy until its maturity regardless of number of claims reported and for as long as the coverage is sufficient.

Deferred Acquisition Costs

Costs that vary with and are primarily related to the acquisition of new and renewal insurance contracts such as commissions, certain underwriting and policy issue costs and inspection fees, are deferred and charged to expense in proportion to premium revenue recognized.

Claim Cost Recognition

Liabilities for unpaid claim costs and claim adjustment expenses relating to insurance contracts are accrued when insured events occur.

The liabilities for unpaid claims (including those for incurred but not reported) are based on the estimated ultimate cost of settling the claims. The method of determining such estimates and establishing reserves are continually reviewed and updated. Changes in estimates of claim costs resulting from the continuous review process and differences between estimates and payments for claims are recognized as income or expense of the period in which the estimates are changed or payments are made.

Share in recoveries on claims are evaluated in terms of the estimated realizable values of the salvage recoverable. Recoveries on claims are recognized in the Statement of comprehensive income and expenses in the period the recoveries are determined. Recoverable amounts are presented as part of Reinsurance assets.

Estimated recoveries on settled and unsettled claims are evaluated in terms of the estimated realizable values of the salvage recoverable and deducted from the liability for unpaid claims.

Liability Adequacy Test

At each reporting date, liability adequacy tests are performed to ensure the adequacy of the insurance liabilities. The test considers current best estimates of all contractual cash flows, claims and claims handling cost. If the test shows that the liability is inadequate, the entire deficiency is recognized in the statement of comprehensive income.

Reinsurance

The Company utilizes reinsurance agreements to minimize its exposure to large losses in all aspects of its insurance business. Reinsurance permits recovery of a portion of losses from reinsurers, although it does not discharge the primary liability of the Company as direct insurer of the risks reinsured.

Amounts recoverable from insurers that relate to paid and unpaid claims and claim adjustment expenses are classified as assets. Reinsurance receivables and the related liabilities are reported separately.

Reinsurance commissions are deferred and deducted from the applicable deferred acquisition costs, subject to the same amortization method as the related acquisition costs.

An impairment review is performed at each reporting period or more frequently when indication of impairment arises during the year. Impairment occurs when objective evidence exists that the Company may not recover outstanding amounts under the terms of the contract and when the impact on the amounts that the Company receives from the reinsurer can be measured reliably. The impairment loss is recorded is charged to profit or loss.

The Company also assumes reinsurance risk in the normal course of business. Premiums and claims on assumed reinsurance are recognized as income and expenses in the same manner as they would be if the reinsurance were considered direct business, taking into account the product classification of the reinsured business. Reinsurance liabilities represent balance due to reinsurance companies, which are included in insurance payable account in the Statement of financial position. Amounts payable are estimated in a manner consistent with the associated insurance contract.

Reinsurance assets or liabilities are derecognized when the contractual rights are extinguished or expired or when the contract is transferred to another party.

Property and Equipment

Property and equipment, including owner-occupied properties, are computed at cost less accumulated depreciation, amortization and accumulated impairment in value. Depreciation is computed using the straight-line method over the estimated useful lives as follows:

Office premises and improvements	40 years
Furniture and office equipment	10 years
Transportation and computer equipment	5 years

The cost of an asset comprises its purchase price and directly attributable costs of bringing the asset to working condition for its intended use. Expenditures for additions, improvements and renewals are capitalized; expenditures for repairs and maintenance are charged to operations as incurred. Leasehold improvements are amortized over estimated useful life of the improvements or the term of the relate lease, whichever is shorter. When assets are sold, retired or otherwise disposed of, their cost and the related accumulated depreciation are removed from the accounts and any resulting gain or loss charged to current operations.

The residual values and estimated useful lives of property and equipment are reviewed, and adjusted if appropriate, at each reporting period.

Derecognition of Property and Equipment

An item of property and equipment is derecognized upon disposal or when no future economic benefits are expected to arise from the continued use of the asset. Any gain or loss arising on derecognition of the asset (calculated as the difference between the net disposal proceeds and the carrying amount of the item) is included in the Statement of comprehensive income in the year the item is derecognized. This is not applicable to items that still have useful lives but are currently classified as idle. Depreciation continues for those items until fully depreciated or disposed.

Impairment of Non-Financial Assets

At each reporting date, the Company assesses whether there is any indication that its non-financial assets may be impaired. When an indicator of impairment exists (or when annual impairment testing for an asset is required), the Company estimates the recoverable amount of the impaired assets. The recoverable amount is the higher of fair value less costs of disposal and value in use. Value in use is the present value of future cash flows expected to be derived from an asset while fair value less costs to sell is the amount obtainable from the sale of an asset in an arm's length transaction between knowledgeable and willing parties less cost of disposal. Where the carrying amount of an asset exceeds its recoverable amount, the impaired

asset is written down to its recoverable amount. In assessing value in use, the estimated future cash flows are discounted to their present value using a pre-tax discount rate that reflects current market assessment of the time value of money and the risks specific to the asset.

An impairment loss is charged to profit or loss in the period when it arises, unless the asset is carried at a revalued amount, in which case the impairment loss is charged directly to the revaluation increment of the said asset.

For non-financial assets, an assessment is made at each reporting date as to whether there is any indication that previously recognized impairment losses may no longer exist or may have decreased. If such indication exists, the net recoverable amount is estimated. A previously recognized impairment loss is reversed only if there has been a change in the estimates used to determine the asset's recoverable amount since the last impairment loss was recognized. If that is the case, the carrying amount of the asset is increased to its net recoverable amount. The reversal can be made only to the extent that the resulting carrying value does not exceed the carrying value that would have been determined, net of depreciation and amortization, had no impairment loss been recognized. Such reversal is recognized in profit or loss unless the asset is carried at a revalued amount, in which case the reversal is treated as a revaluation increase. After such a reversal, the depreciation is adjusted in future years to allocate the asset's revised carrying amount, less any residual value, on a systematic basis over its remaining life.

Related Party Relationships and Transactions

Parties are considered to be related if one party has the ability to control or exercise significant influence over the party in making financial and operating decisions. This includes: (1) individual owning, directly or indirectly through one or more intermediaries, control, or are controlled by, or under common control with, the Company; (2) associates; (3) individuals owning, directly or indirectly, an interest in the voting power of the Company that gives them significant influence over the Company and close members of the family of any such individual.

Transactions between related parties are accounted for at arms' length prices or on terms similar to those offered to non-related entities in an economically comparable market.

Equity

Capital stock is determined using the nominal value of shares that have been issued. Share premium represents the excess of consideration received when the Company issues shares over its par. Incremental costs incurred directly attributable to the issuance of new shares are treated as deduction from APIC.

Treasury shares are portion of shares that a company keeps in their own treasury. Treasury stock may have come from a repurchase or buyback from shareholders; or it may have never been issued to the public in the first place. These shares don't pay dividends, have no voting rights, and should not be included in shares outstanding calculations.

Revaluation reserve on financial assets at FVOCI comprise of gains and losses due changes in fair value of financial assets at FVOCI.

Revaluation increment in property and equipment results from appraisal of property and equipment reduced by depreciation on the appraisal increment.

Retained earnings/ (deficit) include all current and prior period results as disclosed in the Statement of comprehensive income.

Revenue Recognition

Revenue is recognized to the extent that it is probable that the economic benefits will flow to the Company and the revenue can be reliably measured. The following specific criteria must also be met before revenue is recognized:

- Premiums are recognized as revenue from short duration insurance contracts over the period of the contracts using the 24th method, except for marine cargo insurance contracts. The gross premiums written for marine cargo insurance policies for the first ten months of the year and the last two months of the preceding year are recognized as premium income in the current year. The portion of the premiums written that relate to the unexpired periods of the policies at Reporting periods and the last two months of marine cargo policies are accounted for as reserve for unearned premiums and presented in the liabilities section of the Statement of financial position, under “Reserve for unearned premiums”. The related reinsurance premiums that pertain to the unexpired periods accounted as for as deferred reinsurance premiums shown in the Statement of financial position. The net changes in these accounts between Reporting period are charged to or credited against income for the year;
- Commissions income are recognized as revenue from short duration insurance contracts over the period of the contracts using the 24th method, except for marine cargo insurance contracts where the deferred portion pertains to the commissions for the last two months of the year. The portion of the commissions that relates to the unexpired periods of the policies at the reporting period is accounted for as “Deferred reinsurance commissions” and presented in the liabilities section of the statement of financial position.
- Dividend income is recognized when the right to receive dividends is established;
- Interest income is recognized as the interest accrues (taking into account the effective yield on the interest);

Revenue is measured by reference to the fair value of consideration received or receivable by the Company for the services provided, excluding value added tax (VAT).

Expense Recognition

Expenses are decreases in economic benefits during the accounting period in the form of outflows or decrease of assets or incurrence of liabilities that result in decrease equity, other than those relating to distributions to equity participants. Expenses are recognized when the related revenue is earned or when the service is incurred.

Leases

Policy applicable upon adoption of PFRS 16

At inception of a contract, the Company assesses whether a contract is, or contains, a lease. A contract is, or contains, a lease if the contract conveys the right to control the use of an identified asset for a period of time in exchange for consideration. To assess whether a contract conveys the right to control the use of an identified asset, the Company uses the definition of a lease in PFRS 16. This policy is applied to contracts entered into on or after January 1, 2019.

Short-term leases and leases of low-value assets

The Company has elected not to recognize right-of-use assets and liabilities for leases of low-value assets and short-term leases. The Company recognizes the lease payments associated with these leases as an expense on a straight-line basis over the lease term.

Retirement Benefit Costs

Retirement benefits liability, as presented in the statement of financial position, is the aggregate of the present value of the defined benefit obligation at the end of the reporting period reduced by the fair value of plan assets, if any, adjusted for the effect of limiting a net defined asset to the asset ceiling. The asset ceiling is the present value of any economic benefits available in the form of refunds from the plan or reductions in future contributions to the plan.

The cost of providing benefits under defined benefit plan is actuarially determined using the projected unit credit method. The retirement benefit costs comprise of the service cost, net interest on the net defined liability or asset and the remeasurements of net defined liability or assets.

Service costs which include service costs, past service costs and gains or losses on non-routine settlements are recognized as expense in profit or loss. Past service costs are recognized when plan amendments or curtailments occurs. These amounts are calculated periodically by independent qualified actuaries.

Net interest on the net defined liability or asset is the change during the period in the net defined benefit liability or asset that arises from the passage of time which is determined by applying the discount rate based on government bonds to the net defined liability or asset. Net interest on the net defined liability or asset is recognized as expense or income in profit or loss.

Remeasurements comprising actuarial gains and losses, return on plan assets and any change in the effect of the asset ceiling (excluding net interest on defined liability) are recognized immediately in other comprehensive income in the period in which they arise. Remeasurements are not classified to profit or loss in subsequent periods.

Income Taxes

Current tax assets or liabilities comprise those claims from, or obligation to, taxation authorities relating to the current or prior reporting period, that are uncollected or unpaid at the reporting period. They are calculated according to the tax rates and tax laws applicable to the calendar periods to which they relate, based on the taxable profit for the year. All changes to current tax assets or liabilities are recognized as a component of tax expense in the Statement of comprehensive income.

Deferred tax is provided, using the balance sheet liability method on all temporary differences at the balance reporting period between the tax base of assets and liabilities and their carrying amounts for financial reporting purposes.

Under the balance sheet liability method, with certain exceptions, deferred tax liabilities are recognized for all taxable temporary differences and deferred tax assets are recognized for all deductible temporary differences and the carry forward of unused net operating loss carry over (NOLCO) and unused tax credits from excess of minimum corporate income tax (MCIT) over the regular corporate income tax, if there are any, to the extent that it is probable that taxable profit will be available against deductible temporary differences.

Deferred tax assets and liabilities are measured at the tax rates that are expected to apply to the period when the asset is realized or the liability is settled, based on tax rates and tax laws that have been enacted or substantively enacted at the reporting period.

The carrying amount of deferred tax assets is reviewed at each reporting period and reduced to the extent that it is no longer probable that sufficient taxable profit will be available to allow all or part of the deferred tax asset to be utilized.

Deferred income tax assets and liabilities are offset, if a legally enforceable right exists to set off current income tax assets against current income tax liabilities and the deferred income taxes relate to the same taxable entity and same taxing authority.

Under the present Revenue Code, MCIT of two percent (2%) of the gross income as of the end of the taxable year is hereby imposed on a corporation beginning on the fourth year immediately following the year in which such corporation commenced its business operations, when the income tax computed based on MCIT is greater than the tax computed as normal tax under Subsection (A) of Section 27 of the Code, for the taxable year. The rate has been reduced to 1% under the CREATE Act. (See Note 24)

Under current tax laws, corporations subject to income tax are required to file quarterly returns and pay the corresponding amount of tax. Certain forms of income received by the Company such as earnings from bank deposits, interest and others have been subjected to withholding tax at various rates specified by law and remitted by payors for the account of the Company. An adjustment return is filed at the end of the taxable year at which time the balance, if any, shall be paid.

Earnings Per Share

Earnings per share is computed by dividing net profit by the weighted average number of shares subscribed and issued and outstanding at the end of the year.

Provisions and Contingencies

Provisions are recognized when present obligation will probably lead to an outflow of economic resources and they can be estimated reliably even if the timing or amount of the outflow may still be uncertain. A present obligation arises from the presence of a legal or constructive commitment that has resulted from past events.

Provisions are measured at the estimated expenditure required to settle the present obligation, based on the most reliable evidence available at reporting period, including the risks and uncertainties associated with the present obligation. Any reimbursement expected to be received in the course of settlement of the present obligation is recognized, if virtually certain as a separate asset, not exceeding the amount of the related provision. Where there are a number of similar obligations, the likelihood that an outflow will be required if settlement is determined by considering the class of obligations as a whole. In addition, long-term provisions are discounted to their present values, where time value of money is material.

Provisions are reviewed at each reporting period and adjusted to reflect the current best estimate.

Contingent liabilities are not recognized in the financial statements, however, they are disclosed if material. In those cases, where the possible outflow of economic resource as a result of present obligations is considered improbable or remote, or the amount to be provided for cannot be measured reliably, no liability is recognized in the financial statements.

Probable inflows of economic benefits that do not yet meet the recognition criteria of an asset are considered contingent assets, hence, are not recognized in the financial statements.

Events After the Reporting Period

Events after the reporting period that provide additional information about the Company's financial position at the reporting period (adjusting events) are reflected in the financial statements. Post year-end events are disclosed in the notes when material.

3. Significant Accounting Judgments and Estimates

The Company's financial statements prepared in accordance with PFRS require management to make judgments and estimates that affect amounts reported in the financial statements and related notes. Judgments and estimates are continually evaluated and are based on historical experience and other factors, including expectations of future events that are believed to be reasonable under circumstances. Actual results may ultimately differ from these estimates.

Critical Judgments in Applying Accounting Policies

In the process of applying the Company's accounting policies, management has made the following judgments, apart from those involving estimation, which have the most significant effect on the amounts recognized in the financial statements:

Determination of Functional and Presentation Currency

Items included in the financial statements of the Company are measured using the currency of the primary economic environment in which the entity operates (the functional currency). The financial statements are presented in Philippine pesos, which is the Company's functional and presentation currency.

Determination of Operating Lease

Company as a lessee – The Company entered into a lease agreement with a term of one (1) year and renewable upon mutual terms by the parties.

Rental expense amounted to P651,567 in 2024 and P563,686 in 2023 (Please see Note 21).

Categories of Financial Instruments

The company classifies a financial instrument, or its component parts, on initial recognition as a financial asset, a financial liability or an equity instrument based on the substance of the contractual arrangement and the definitions of financial asset, a financial liability or an equity instrument. The substance of a financial instrument, rather than its legal form, governs its classification at initial recognition and re-evaluates this designation at every financial reporting date (Please see Note 5).

Impairment of Financial Assets

The Company determines when an investment is other-than-temporarily impaired. This determination requires significant judgment. In making this judgment, the Company evaluates, among other factors, the duration and extent to which the fair value of an investment is less than its costs; and the financial health of and near-term business outlook for the investee, including factors such as industry and sector performance, changes in technology and operational and financing cash flow.

Provisions and Contingencies

Judgment is exercised by management to distinguish between provisions and contingencies. Policies on recognition and disclosure of provision and disclosure of contingencies are discussed in Note 2 – Provisions.

Estimates

The estimates and assumptions used in the financial statements are based upon management's evaluation of relevant facts and circumstances of the Company's financial statements. Actual results could differ from those estimates. The following are the relevant estimates performed by Management on its December 31, 2024 and 2023 financial statements:

Valuation of Financial Instruments

The Company carries certain financial instruments at fair value, which requires the extensive use of accounting estimates and judgment. Significant components of fair value measurement were determined using verifiable objective evidence from observable active markets and other valuation techniques including the use of mathematical models. However, the amount of changes in fair value would differ if the Company utilized different valuation methods and assumptions. Any change in fair value of these financial assets and liabilities would affect profit and loss and equity.

Management valuation methods and assumptions in determining the fair value of the Company's financial instrument are discussed in Note 5.

Allowance for Impairment Losses of Receivables

Allowance is made for specific and groups of accounts, where objective evidence of impairment exists. The Company evaluates these accounts based on available facts and circumstances, including, but not limited to, the length of the Company's relationship with the customers, the customers' current credit status based on third party credit reports and known market forces, average age of accounts, collection experience and historical loss experience.

Allowance for impairment losses amounted P3,745,805 in both 2024 and 2023. (Note 8)

Useful Life of Property and Equipment

The Company estimates the useful lives of property and equipment based on the period over which the assets are expected to be available for use. The estimated useful lives of property and equipment are reviewed periodically and are updated if expectations differ from previous estimates due to physical wear and tear, technical or commercial obsolescence and legal or other limits on the use of assets. In addition, estimation of the useful lives of property and equipment is based on collective assessment of industry practice, internal technical evaluation and experience with similar assets. It is possible, however, that future results of operations could be materially affected by changes in estimates brought about by changes in factors mentioned above. The amounts and timing of recorded expenses for any period would be affected by changes in these factors and circumstances. A reduction in estimated useful lives of property and equipment would increase recorded operating expenses and decrease non-current assets.

Property and equipment, net of accumulated depreciation, amounted to P125,192,177 in 2024 and P28,701,536 in 2023. (Please see Note 10).

Impairment of Non-financial Assets

PFRS requires that an impairment review be performed when certain impairment indicators are present. The Company's policy on estimating the impairment of non-financial asset is discussed in detail in Note 2 – Impairment of non-financial assets. Though management believes that the assumptions used in the estimation of fair values reflected in the financial statements are appropriate and reasonable, significant changes in these assumptions may materially affect the assessment of recoverable values and any resulting impairment loss could have a material adverse effect on the results of operations. Based on Management's assessment, there is no impairment loss on non-financial assets needed to be recognized in 2024 and 2023.

Realizable Amount of Deferred Income Tax Assets

The Company reviews its deferred income tax assets at each reporting period and reduces the carrying amount to the extent that it is no longer probable that sufficient taxable profit will be available to allow all or part of the deferred income tax assets to be utilized.

Deferred income tax assets, net of deferred tax liability, amounted to P55,110,493 and P29,885,735 in 2024 and 2023, respectively. (Please see Note 24).

Liability for Insurance Claims

Estimates have been made both of expected ultimate cost of claims reported at the reporting period and for the expected ultimate cost of the claims incurred but not yet reported at the reporting period. It can take significant period of time before the ultimate claims cost can be established with certainty and for some type of policies, unreported claims significantly comprise the claims payable presented in the Statement of financial position. At each reporting date, prior year claims estimates are assessed for adequacy and changes made are charged to the Statement of comprehensive income at a non-discounted amount for the time value of money.

Insurance claims payable as of December 31, 2024 and 2023 amounted to P113,886,989 and P101,033,893, respectively. (Please see Note 14).

Employee Retirement Benefits

The determination of the Company's obligation and cost of pension and other retirement benefits is dependent on the selection of certain assumptions used by an actuary in calculating such amounts. Those assumptions are described in Note 23 and include, among others, discount rate, expected rate of return on plan assets and salary increase rate. In accordance with PFRS, actual results that differ from the assumptions are accumulated and amortized over future periods and therefore, generally affect the recognized expenses and recorded obligation in such future periods.

The estimated retirement benefits obligation amounted to P8,164,182 in 2024 and P6,034,781 in 2023. The accumulated actuarial gain, net of tax, amounted to P2,379,513 both in 2024 and 2023 (Note 17). Retirement benefit expense amounted to P2,129,401 in 2024 and P1,874,974 in 2023. (Note 22)

4. Risk Management Objectives and Policies

The Company is exposed to a variety of financial risk in relation to its financial instruments. The Company's financial assets and liabilities by category are summarized in Note 5. The main types of risks are insurance risk, market, credit and liquidity.

The Company does not actively engage in the trading of financial assets for speculative purposes nor does it write option. The most significant financial risks to which the Company is exposed to are described as follows.

Insurance Risk

The risk under any insurance contract is the possibility that the insured event occurs and the uncertainty of the amount of the resulting claim. By the very nature of an insurance contract, the risk is random and therefore unpredictable.

For a portfolio of insurance contracts where the theory of probability is applied to pricing and provisioning, the principal risk that the Company faces under the insurance contracts is that actual claims and benefit payments exceed the carrying amount of the insurance liabilities. This could occur because the frequency of the severity of claims and benefits are greater than estimated.

Insurance events are random and then the actual number of the amount of claims and benefits will vary from year to year from the estimated established using statistical techniques. Experience shows that the larger the portfolio of similar insurance contracts, the smaller the relative variability about the expected outcome will be. In addition, a more diversified portfolio is less likely to be affected across the board by a change in the subset of the portfolio. The Company has developed its insurance underwriting strategy to diversify the type of insurance risks accepted and within each of these categories to achieve a sufficiently large population of

risks to reduce the variability of the expected outcome. Factors that aggravate insurance risk include lack of risk diversification in terms of type and amount of risk, geographical location and type of industry covered.

Apart from the Company's risk management function, regulators also apply a vital role in the insurance industry in ensuring that policyholders and creditors are assured of any claims that may arise within the term of the policy. The Insurance Commission (IC) imposes:

- Risk-based capital framework that will effectively manage the equity requirement of the Company
- Margin of solvency which requires an appropriate ratio of admitted assets over admitted liabilities
- A mandatory reserve of highly-liquid debt instruments to answer the claims of policy holders and creditors
- And minimum statutory net worth to streamline the operation of insurance industry.

Internally, the Company manages its risks through underwriting strategy and reinsurance arrangements.

The underwriting strategy is intended to ensure that the risks underwritten are well diversified in terms of type of risk and the level of insured events. Other reinsurance facility entered includes surplus treaties, catastrophe cover and facultative reinsurance.

The concentration of insurance claims as of December 31, 2024 and 2023 are as follows:

2024				
	Gross	RI Recoverable	Net Liability	%
Fire	68,599,875	53,716,234	14,883,641	30%
Engineering	127,452	126,427	1,026	0%
Motor Car	44,344,157	9,301,790	35,042,367	70%
PA	783,966	345,274	438,693	1%
Miscellaneous	31,538	15,769	15,769	0%
	113,886,989	63,505,493	50,381,495	100%
2023				
	Gross	RI Recoverable	Net Liability	%
Fire	72,489,208	54,040,596	18,448,612	40%
Engineering	43,260	43,260	-	0%
Bonds	5,000,000	-	5,000,000	11%
Motor Car	22,795,393	1,180,324	21,615,069	47%
PA	687,635	126,004	561,631	1%
Miscellaneous	18,397	6,308	12,090	0%
	101,033,893	55,396,491	45,637,402	100%

Financial Risk

The Company is exposed to financial risk through its financial assets, financial liabilities, reinsurance assets and insurance liabilities. In particular, the key financial risk is that the proceeds from its financial assets may not be sufficient to fund the obligations arising from its insurance contracts. The most important components of this financial risk are credit risk, liquidity risk and market risk.

The risks arise from open positions in interest rate, currency and equity products, all of which are exposed to general and specific market movements. The risk that the Company primarily faces due to the nature of its investments and liabilities is interest rate risk.

Market Risk

The Company is exposed to market risk through its use of financial instruments and specifically to interest rate risk which result from both operating and financing activities.

Interest Rate Risk

Interest rate risk is the risk to future earnings or equity arising from the movement of interest rates. Changes in interest rates affect (1) the Company's earnings by changing its net interest income and the level of other interest rate-sensitive income and operating expenses; and (2) the underlying economic value of the Company's assets, liabilities and off-balance sheet instruments by means of reducing the present value of future cash flows (and in some cases, the cash flows themselves). The Company exposure to changes in market interest rates is only through the "Cash in bank", "Cash equivalents" and "Government bonds", which is subject to variable interest rates.

The following table demonstrates sensitivity of the Company's profit before tax and equity to reasonable possible changes in interest rate of +10/-10 and +100/-100 basis points of the Company's cash in banks and notes payable, respectively, on December 31, 2024 and December 31, 2023. These changes are considered to be reasonably possible based on observation of current market conditions. All other variables are held constant.

		Change in	Effect on		Change in	Effect on	
		basis points	Net results	Equity	basis points	Net results	Equity
2024							
Financial assets							
Cash and							
cash equivalents	▲	+10	634,641	507,713	-10	(634,641)	(507,713)
Government bonds	▲	+100	1,192,702	954,161	-100	(1,192,702)	(954,161)
			1,827,342	1,461,874		(1,827,342)	(1,461,874)
2023							
Financial assets							
Cash and							
cash equivalents	▲	+10	996,701	797,361	-10	(996,701)	(797,361)
Government bonds	▲	+100	1,199,843	959,875	-100	(1,199,843)	(959,875)
			2,196,544	1,757,235		(2,196,544)	(1,757,235)

Foreign Currency Risks

The Company has no significant exposure to foreign currency risk as most transactions are denominated in Philippine Peso, its functional currency.

Credit Risks

Credit risk refers to the potential loss arising from any failure by counterparties to fulfill their obligation, as and when they fall due.

Credit risk limit is also used to manage credit exposure which specifies exposure credit limit for each intermediary depending on the size of its portfolio and its ability to meet its obligation based on past experience.

Key areas where the Company is exposed to credit risk are:

- Reinsurer's share of insurance premiums.
- Amounts due from reinsurer's in respect of claims already paid.
- Amounts due from insurance contract holders, and insurance intermediaries.

The Company structures the levels of credit risk it accepts by placing limits on its exposure to a single counterparty, or groups of counterparty, and to geographical and industry segments. Such risks are subject to an annual or more frequent review.

Limits on the level of credit risk by category and territory are approved quarterly by the reinsurance department. Reinsurance is used to manage insurance risk. This does not however, discharge the Company's liability as primary insurer. If a reinsurer fails to pay a claim for any reason, the Company remains liable for the payment to policyholder.

The credit worthiness of reinsurers is considered on an annual basis by reviewing their financial strength prior to finalization of any contract.

The table below shows the credit quality of financial assets as at December 31, 2024 and 2023:

2024	High Grade	Standard Grade	Low Grade	Gross impaired	Allowance for impairment	Total
Cash and cash equivalents	63,489,083	-	-	-	-	63,489,083
Insurance receivable	127,827,314	11,810,828	105,130,736	3,745,805	(3,745,805)	244,768,878
Financial asset at FVPL	864,158,441	-	-	-	-	864,158,441
Financial asset at FVOCI	-	1,155,060	21,866	-	-	1,176,926
Financial asset at amortized cost	328,543,222	-	-	-	-	328,543,222
	1,384,018,060	12,965,888	105,152,602	3,745,805	(3,745,805)	1,502,136,550
2023	High Grade	Standard Grade	Low Grade	Gross impaired	Allowance for impairment	Total
Cash and cash equivalents	99,695,118	-	-	-	-	99,695,118
Insurance receivable	216,273,640	28,535,536	65,517,712	3,745,805	(3,745,805)	310,326,888
Financial asset at FVPL	871,094,070	-	-	-	-	871,094,070
Financial asset at FVOCI	-	644,490	21,866	-	-	666,356
Financial asset at amortized cost	328,749,097	-	-	-	-	328,749,097
	1,515,811,926	29,180,026	65,539,578	3,745,805	(3,745,805)	1,610,531,530

High grade cash and cash equivalents are deposited in reputable banks.

High grade receivables pertain to receivables with high collectivity, standard and low grade receivables consist of receivable with delay in payments.

High grade Financial Asset at FVPL and Financial Asset at amortized cost consist of government bonds.

Standard grade Financial Asset at FVOCI consists of investment in quoted equities and low grade Financial Asset at FVOCI consists of investment in unquoted equity shares.

As of December 31, 2024 and 2023, the carrying amount of insurance receivables represents the maximum credit exposures, which is aged as follows:

	Premium due and uncollected	Reinsurance recoverable on losses	Due from ceding companies and reinsurers	Total
2024				
Current	6,507,993	114,906,053	6,413,268	127,827,314
30 days past due not over 90 days	9,372,516	-	935,152	10,307,668
90 days past due not over 120 days	1,503,160	-	-	1,503,160
Over 120 days	47,890,704	-	57,240,033	105,130,736
Total	65,274,372	114,906,053	64,588,453	244,768,878
2023				
Current	19,395,326	143,830,156	8,896,172	172,121,653
30 days past due not over 90 days	23,198,350	-	7,083,571	30,281,921
90 days past due not over 120 days	5,337,186	-	5,941,904	11,279,089
Over 120 days	65,517,712	-	31,126,512	96,644,224
Total	113,448,574	143,830,156	53,048,158	310,326,888

Liquidity Risks

Liquidity risks or funding risks are the risks that the Company will encounter in raising funds to meet its commitments and obligations. Liquidity risks may result from difficulty in collections or inability to generate cash inflows as anticipated.

The Company's objective in managing its profile is:

- to ensure that adequate funding is available at all times;
- to meet commitments as they arise without incurring unnecessary cost;
- to be able to access funding when needed at the least possible cost;
- to regularly monitor and evaluate its projected cash flow

The Company's financial liabilities have contractual maturities with one (1) year as follows:

	2024	2023
Insurance liabilities	227,544,892	336,566,109
Accounts and other payables	35,656,484	30,640,382
	263,201,376	367,206,491

5. Categories of Fair Values of Financial Assets and Liabilities

Comparison of Carrying Values and Fair Values

The carrying values and fair values of the categories of financial assets and liabilities presented in the statements of financial position are shown below:

	2024		2023	
	Carrying values	Fair values	Carrying values	Fair values
Financial assets				
Cash and cash equivalents	63,489,083	63,489,083	99,695,118	99,695,118
Other assets	31,992,080	31,992,080	29,798,466	29,798,466
Financial asset at FVPL	864,158,441	864,158,441	871,094,070	871,094,070
Financial asset at FVOCI	1,176,926	1,176,926	666,356	666,356
Financial asset at amortized cost	328,543,222	328,543,222	328,749,097	328,749,097
Other financial asset				
Insurance receivable	244,768,878	244,768,878	310,326,888	310,326,888
	1,534,128,630	1,534,128,630	1,640,329,996	1,640,329,996
Other financial liabilities				
Insurance liabilities	227,544,892	227,544,892	336,566,109	336,566,109
Accounts and other payables	35,656,484	35,656,484	30,640,382	30,640,382
	263,201,376	263,201,376	367,206,491	367,206,491

Because of their short period, management considers the carrying amounts recognized in the statement of financial position to be reasonable estimates of the fair values of cash and cash equivalents, insurance receivables, other assets, insurance liabilities and accounts and other payables.

The fair values of financial asset at FVPL and financial asset at amortized cost are based on government bond rates. Financial assets at FVOCI are based on the quoted market price in the PSE for quoted shares while the unquoted shares are carried at carrying amount which approximate their fair values as at December 31, 2024 and 2023.

Fair Value Hierarchy Measurement

The table below presents the hierarchy of fair value measurements used by the Company:

	Level 1	Level 2	Level 3	Total
December 31, 2024				
Financial Asset at FVPL	-	864,158,441	-	864,158,441
Financial Asset at OCI	-	-	1,176,926	1,176,926
Financial Asset at amortized cost	-	328,543,222	-	328,543,222
	Level 1	Level 2	Level 3	Total
December 31, 2023				
Financial Asset at FVPL	-	871,094,070	-	871,094,070
Financial Asset at OCI	-	-	666,356	666,356
Financial Asset at amortized cost	-	328,749,097	-	328,749,097

The different levels have been defined as follows:

- Level 1: quoted prices (unadjusted) in active markets for identical assets or liabilities;
- Level 2: inputs other than quoted prices included within Level 1 that are observable for the asset or liability, either directly (e.g. as prices) or indirectly (e.g. derived from prices); and
- Level 3: inputs for the asset or liability that are not based on observable market data (unobservable input).

There were no transfers of financial instruments between level 1, 2 and 3 during 2024 and 2023.

6. Capital Management Objectives, Policies and Procedures

The Company manages its capital requirements by assessing shortfalls between reported and required capital levels on a regular basis. Adjustments to current capital levels are made in light of changes in economic conditions and risk characteristics of the Company's activities.

Required Minimum Net Worth

Externally imposed capital requirements are set and regulated by the Insurance Commission (IC). The requirements are put in place to ensure sufficient solvency margins. Further objectives are set by the Company to maintain a strong credit rating and healthy capital ratios in order to support its business objectives and maximize shareholders value.

On August 15, 2013, the IC approved the amendment of Republic Act No. 10607 known as "The Insurance Code" and was issued on August 22, 2013. The amended Insurance Code provides the required minimum Net Worth for non-life insurance companies doing business in the Philippines.

The required minimum Net Worth is as follows:

Net worth	Compliance Date
250,000,000	On June 30, 2013
550,000,000	On December 31, 2016
900,000,000	On December 31, 2019
1,300,000,000	On December 31, 2022

At the meetings held on September 4, 2018 and December 26, 2019, the Corporation's Board of Directors by majority vote and the stockholders' affirmative vote of at least two thirds (2/3) of the outstanding capital stock, respectively, approved the increase in capital stock of the Corporation from Eight Hundred Million Pesos (P800,000,000.00) divided into Two Million (2,000,000) shares with a par value of Four Hundred Pesos (P400) per share to One Billion Four Hundred Fifty Million Pesos (P1,450,000,000.00) divided into Three Million Six Hundred Twenty Five Thousand (3,625,000) shares with a par value of Four Hundred Pesos (P400) per share.

As of December 31, 2024 and 2023, the Company is in compliance with the required Net worth as provided in "The Insurance Code".

Inadmissible Assets

In any determination of a financial condition of any insurance company, there shall be allowed and admitted as assets only such assets legally or beneficially owned by the insurance company as determined by the Commissioner. The following assets shall in no case be allowed as admitted assets of an insurance company:

1. Goodwill, trade names, and other like intangible assets;
2. Prepaid or deferred charges for expenses and commissions paid by such insurance company;
3. Advances from officers which are not adequately secured and which are not previously allowed by the Commissioner, as well as advances to employees, agents and other persons on mere personal security;
4. Shares of stock of such insurance company, owned by it, or an equity therein; as well as loans secured thereby;
5. Furniture, furnishing, fixtures, safes, equipment, library, stationery, literature and supplies;
6. Items of bank credits representing checks, drafts, or notes returned unpaid after the date of settlement;
7. The amount, if any, by which the aggregate value of investments as carried in the ledger assets of such insurance company exceeds the aggregate value thereof as determined in accordance with the provisions of Insurance Code and/or rules of the Commissioner; and
8. Any asset, as the Commissioner from time to time determine to be non-admitted assets

The inadmissible assets of the Company as at December 31, 2024 and 2023 include the following:

	Note	2024	2023
Furniture, fixtures and office equipment, net	10	1,332,458	1,100,292
Other assets, net of accrued investment income	13	16,858,452	14,838,036
Deferred tax assets, net	24	55,110,493	29,885,735
		73,301,403	45,824,063

Capital Management Objectives

The Company's capital management objectives are to ensure the Company's ability to continue as a going concern and to provide an adequate return to shareholders by pricing products and services commensurately with the level of risk.

The Company monitors capital on the basis of the carrying amount of equity as presented on the face of the Statement of financial position. Capital for the reporting periods under review is summarized as follows:

	2024	2023
Total liabilities	271,365,558	380,036,933
Total equity	1,488,320,518	1,413,540,991
Debt to equity ratio	0.18	0.27

The Company sets the amount of capital in proportion to its overall financing structure, i.e., equity and financial liabilities. The Company manages the capital structure and makes adjustments to it in the light of changes in economic conditions and the risk characteristics of the underlying assets. In order to maintain or adjust the capital structure, the Company may adjust the amount of dividends paid to shareholders or issue new shares.

7. Cash and Cash Equivalents

This account consists of:

	2024	2023
Cash on hand	25,000	25,000
Cash in banks	36,424,083	73,670,118
Cash equivalents	27,040,000	26,000,000
Total	63,489,083	99,695,118

Cash in banks are interest bearing account balances maintained in various banks of the Company. These generally earn interest at rates based on daily bank deposit rates ranging from 0.1% to 0.15% for the year ended December 31, 2024 and 2023.

Cash equivalents are short-term special deposits which are placed for varying periods depending on the immediate requirements of the Company, earn interest at rate ranging from 1.50% to 4.00% in 2024 and 1.50% to 3.60% in 2023. Interest earned from cash and cash equivalents amounted to P1,377,392 in 2024 and P132,235 in 2023. (Note 20)

8. Insurance Receivables

This account consists of the following:

	2024	2023
Premiums due and uncollected	65,274,372	113,448,574
Due from ceding companies and reinsurers	61,920,990	50,380,695
Less: Allowance for impairment losses	3,745,805	3,745,805
	58,175,185	46,634,890
Reinsurance recoverable on losses	114,906,053	143,830,156
Funds withheld by ceding company	6,413,268	6,413,268
Total	244,768,878	310,326,888

Premiums due and uncollected is net of commission payable amounting to P24,727,571 in 2024 and P39,304,575 in 2023. The amounts due from ceding companies and reinsurers pertain to assumed premiums. No additional provision for impairment losses was recognized for 2024 and 2023.

Allowance for impairment losses includes receivable from suspended companies in 2024 and 2023.

9. Financial Assets

Financial assets with quoted prices are measured at fair value while unquoted financial assets are carried at cost. The difference between the acquisition cost and the fair value is reflected as deduction to equity. Investment in bond which management intends to hold until maturity is measured at amortized cost which approximates its fair value.

	2024	2023
Investment in stock - financial asset at FVOCI		
Quoted equity shares	1,155,060	644,490
Unquoted equity shares	21,866	21,866
Investment in government bonds		
Financial asset at FVPL	864,158,441	871,094,070
Financial asset at amortized cost	328,543,222	328,749,097
Balance, December 31	1,193,878,589	1,200,509,523

Investment in government bonds has a term ranging from one (1) to twenty-three (23) years in 2024 and one (1) to twenty-five (25) years in 2023 earning an interest rate ranging from 2.38% to 9.25% both in 2024 and 2023. Interest earned from government bonds amounted to P67,887,811 in 2024 and P61,312,171 in 2023. (Note 20).

Movement of financial assets is as follows:

	2024	2023
Investment in government bonds		
Financial asset at FVPL		
January 1	871,094,070	1,024,328,521
Acquired/(Matured)	(6,036,006)	32,674,745
Amortization on discount	732,258	(1,402,996)
Amortization on premium	(1,631,881)	3,431,450
Reclassified to HTM - Amortized cost		(187,937,650)
December 31	864,158,441	871,094,070
Financial asset at amortized cost		
Face Value	325,000,000	225,000,000
Matured	-	(87,500,000)
Unamortized discount	4,642,433	(1,710,858)
Unamortized premium	(1,099,212)	5,459,955
Reclassification from AFS - Fair value	-	187,500,000
December 31	328,543,222	328,749,097
Investment in stock - Financial asset at FVOCI		
January 1	666,356	992,786
Fair value adjustment	510,570	(326,430)
December 31	1,176,926	666,356
Total	1,193,878,589	1,200,509,523

The maturity profile of investment in government bonds is as follows:

	2024	2023
Financial asset at FVPL		
Due within one year	19,996,480	74,752,138
Due beyond one year	844,161,961	796,341,932
	864,158,441	871,094,070
Financial asset at amortized cost		
Due within one year	49,749,408	-
Due beyond one year	278,793,814	328,749,097
Balance, December 31	1,192,701,662	1,199,843,167

The movement of revaluation reserve on financial asset at FVOCI is as follows:

	2024	2023
Balance, January 1	(929,070)	(602,640)
Fair value adjustment	510,570	(326,430)
Balance, December 31	(418,500)	(929,070)

10. Property and Equipment, Net

The details of this account follow:

	Office premises and improvements	Furnitures and office equipment	Transportation equipment	Total
<u>Cost</u>				
Balance, December 31, 2022	65,723,630	16,306,148	1,514,679	83,544,456
Additions	-	283,373	-	283,373
Balance, December 31, 2023	65,723,630	16,589,520	1,514,679	83,827,829
Additions	-	713,730	-	713,730
Transfer to cost	(39,995,034)	-	-	(39,995,034)
Revaluation increment	98,602,404	-	-	98,602,404
Balance, December 31, 2024	124,331,000	17,303,251	1,514,679	143,148,929
<u>Accumulated depreciation</u>				
Balance, December 31, 2022	36,152,317	14,984,374	1,514,679	52,651,370
Depreciation expense	1,970,069	504,855	-	2,474,923
Balance, December 31, 2023	38,122,386	15,489,229	1,514,679	55,126,293
Depreciation expense	2,343,929	481,565	-	2,825,493
Transfer to cost	(39,995,034)	-	-	(39,995,034)
Balance, December 31, 2024	471,281	15,970,794	1,514,679	17,956,752
<u>Net book value</u>				
December 31, 2024	123,859,719	1,332,457	-	125,192,177
December 31, 2023	27,601,244	1,100,292	-	28,701,536

In December 2024, the Company obtained the services of an appraisal company accredited by the Insurance Commission, to appraise the value of the office premises in 15th floor of Citibank building, Makati City, Philippines, consisting of an office condominium unit and three parking lots. The appraisal of the particular property has been coordinated with and approved for recording by the Insurance Commission. The appraisal increase was recorded at P124,331,000. The recorded cost of office premises and improvements is P124,331,000 and P65,723,630, as at December 31, 2024 and 2023, respectively. Depreciation on the revaluation increment in property amounted to P1,206,848 in 2024 and P833,081 in 2023. The balance of the revaluation increments in property amounted to P109,058,684 and P11,663,128 in 2024 and 2023, respectively.

As of December 31, 2024 and 2023, the following are fully depreciated properties that are still in use.

2024	Cost	Accumulated Depreciation
Office premises and improvements	680,330	680,330
Furnitures and office equipment	3,987,386	3,987,386
Transportation/computer equipment	12,142,258	12,142,258
Total	16,809,975	16,809,975

2023	Cost	Accumulated Depreciation
Office premises and improvements	680,330	680,330
Furnitures and office equipment	3,917,721	3,917,721
Transportation/computer equipment	11,730,508	11,730,508
Total	16,328,559	16,328,559

11. Deferred Acquisition Cost

Movement of this account is as follows:

	2024	2023
Balance, January 1	27,182,643	15,145,812
Released during the year	(27,182,643)	(15,145,812)
Deferred commission expense	22,216,966	36,719,750
Unearned commission income	(161,312)	(9,537,107)
Balance, December 31	22,055,653	27,182,643

12. Deferred Reinsurance Premium

Movement of this account are as follows:

	2024	2023
Balance, January 1	60,682,351	54,016,149
Ceded during the year	77,569,053	124,121,603
Amortized during the year	(115,052,282)	(117,455,401)
Balance, December 31	23,199,122	60,682,351

13. Other Assets

This account consists of:

	2024	2023
Accrued investment income	15,133,628	14,960,431
Advances and other assets	6,904,631	5,281,369
Utility and other deposits	6,135,805	5,738,651
Cash/ Investment under garnishment	3,818,016	3,818,016
Total	31,992,080	29,798,466

Cash under garnishment refers to cash on hold by the National Labor Regulations Commission (NLRC). The cash was garnished due to order issued by NLRC on alleged counterfeited bonds issued by perpetrator.

Advances and other assets represent cash provided to employees, agents, brokers and third party suppliers of goods and services and prepaid taxes. It also includes cash in bank that was dormant as of December 31, 2024.

14. Insurance Liabilities

This account consists of:

	2024	2023
Reserve for unearned premiums	71,408,366	138,505,850
Claims payable	113,886,989	101,033,893
Due to reinsurers and ceding companies	41,430,482	96,207,310
Funds held for reinsurers	819,056	819,056
Total	227,544,892	336,566,109

Movement of reserve for unearned premiums is as follows:

	2024	2023
Balance, January 1	138,505,850	106,660,442
New policies written during the year	167,422,645	293,740,276
Premiums earned during the year	(234,520,130)	(261,894,868)
Balance, December 31	71,408,366	138,505,850

Claims payable consists of the estimated liability for reported claims, accrual of estimated losses incurred but not reported (IBNR).

	2024	2023
Claims reported and loss adjustment expenses	87,036,366	76,935,034
Provision for IBNR	15,248,000	13,484,000
Provision for MFAD	10,416,623	9,735,859
Provision for claims handling expense	1,186,000	879,000
Total	113,886,989	101,033,893

15. Accounts and Other Payables

	2024	2023
Accounts payable	33,990,572	21,397,046
Taxes payable	783,146	6,482,464
Documentary stamp tax payable	671,158	2,551,022
Others	211,608	209,851
Total	35,656,484	30,640,382

Accounts payable are payables to non-trade suppliers of goods and services, deferred VAT and accrued utilities.

16. Equity

The details of the Company's capital stock are shown below:

	2024	2023
Common stocks - P400 par value		
Authorized capital stock:		
3,625,000 shares	<u>P1,450,000,000</u>	
Paid up, January 1:		
3,326,143 shares	1,330,457,200	1,330,457,200
Total paid up, December 31	1,330,457,200	1,330,457,200
Less: Treasury shares, 1,143 shares	457,200	457,200
Issued and outstanding, December 31	1,330,000,000	1,330,000,000

As of December 31, 2024, the Company's total issued and outstanding share capital is owned by forty-seven (47) shareholders, thirteen (13) of which own 100 or more shares each.

Share premium amounted to P14,912,155 both in 2024 and 2023.

Treasury shares amounted to P457,200 both in 2024 and 2023.

Adjustments to retained earnings follow:

	Notes	2024	2023
Expired excess MCIT	24	272,238	515,403
Prior year adjustment - Income tax assesment		-	8,598
		272,238	524,001

17. Actuarial Gains on Retirement Benefit Liability, Net of Tax

Movement of this account is as follows:

	2024	2023
Balance, January 1	2,379,514	2,081,150
Actuarial gain during the year	-	298,364
Balance, December 31	2,379,514	2,379,514

Gross amount is P3,172,685 both in 2024 and 2023 (Note 22).

18. Gross Underwriting Income

The account consists of:

	2024	2023
Premiums written	128,757,026	253,910,244
Premiums assumed	38,665,620	39,830,032
Gross premium written	167,422,645	293,740,276
Reinsurance premium ceded	(77,569,053)	(124,121,603)
Net premium retained	89,853,592	169,618,673
Decrease/(increase) in unearned premium	29,614,256	(25,179,206)
Commissions earned	9,451,923	20,589,829
Balance, December 31	128,919,770	165,029,295

19. Underwriting Expenses

The account consists of:

	2024	2023
Commissions	66,065,167	66,014,988
Claims and losses, net	106,852,431	68,670,375
Other underwriting expense	12,901,260	17,208,032
As of December 31	185,818,857	151,893,395

20. Other Income

The breakdown of other income is as follows:

	Notes	2024	2023
Interest income, net of amortization	7,9	69,265,203	61,444,406
Loss on sale of fixed assets		-	(618,565)
Foreign exchange loss		(31,496)	(186,553)
Total		69,233,707	60,639,288

21. Other Expenses

The breakdown of other expenses is as follows:

	Notes	2024	2023
General and administrative expenses			
Salaries, wages and employee benefits		29,022,428	33,263,771
Association and pool dues		2,949,575	3,395,342
Retirement expense	22	2,129,401	1,874,974
Representation		1,996,123	1,395,553
Depreciation expense	10	1,618,646	1,641,843
Professional fees		1,435,881	1,588,350
Utilities		1,318,593	1,419,617
Retirement benefits paid		1,298,077	-
Travel and transportation		1,119,901	2,440,063
Rent	23	651,567	563,686
Communication		647,500	814,531
Taxes and licenses	28	634,061	490,444
Insurance		622,010	520,219
Supplies		352,256	525,777
Repairs, maintenance and janitorial services		182,601	195,702
Christmas party/ Anniversary expenses		42,446	325,263
Training and seminar		15,000	30,846
Books and subscription		6,890	46,989
Promotion, advertising and networking		-	9,000
Miscellaneous		143,527	162,153
Total general and administrative expenses		46,186,484	50,704,122
Interest expense		425,352	65,741
Total expenses		46,611,836	50,769,863

Details of salaries, wages and other benefits are as follows:

	2024	2023
Salaries and wages	25,362,306	29,045,629
Employees' benefits	3,660,122	4,218,142
Total	29,022,428	33,263,771

22. Retirement Benefits Plan

The Company has a funded, non-contributory defined benefit type of retirement plan covering substantially all of its employees. The benefits normal retirement is equal to 125% of the final compensation as of the date of retirement multiplied by years of service.

Actuarial valuations are made at least every two years applying the accrued actuarial cost method (Projected Unit Credit) taking into account the factors of interest, mortality, disability and salary projection rates. The Company's annual contributions to the defined benefit plan consist principally of payments covering the current service cost for the year and the required funding relative to the guaranteed minimum benefits as applicable.

The assumptions used in determining retirement benefit liability for the Company are as follows:

	2024	2023
Present value of the obligation	8,441,717	6,296,360
Fair value of plan assets	(277,535)	(261,579)
Underfunded obligation	8,164,182	6,034,781
Liability to be recognized in the Statement of financial position	8,164,182	6,034,781

The movements of present value of the retirement benefit liability recognized in the books are as follows:

	2024	2023
Balance, January 1	6,296,360	4,837,994
Interest cost	384,078	245,286
Current service cost	1,761,279	1,643,903
Actuarial (gain)/loss on;		
Changes in financial assumptions	-	(647,470)
Changes in demographic assumptions	-	(392,908)
Experience	-	609,555
Balance, December 31	8,441,717	6,296,360

The movements of fair value of plan assets are as follows:

	2024	2023
Balance, January 1	261,579	280,369
Interest income	15,956	14,215
Remeasurement loss	-	(33,005)
Balance, December 31	277,535	261,579

The Company's actual return on plan assets is as follows:

	2024	2023
Interest income	15,956	14,215
Remeasurement loss	-	(33,005)
Balance, December 31	15,956	(18,790)

The amounts of retirement benefits expense recognized in the Statements of comprehensive income are as follows:

	2024	2023
Current service cost	1,761,279	1,643,903
Interest cost	384,078	245,286
Interest income on plan assets	(15,956)	(14,215)
Expense recognized during the year	2,129,401	1,874,974

Defined benefit cost recognized in other comprehensive income (OCI):

	2024	2023
Accumulated other comprehensive income, January 1	(3,172,685)	(2,774,867)
Actuarial gain - DBO	-	(430,823)
Remeasurement loss - plan assets	-	33,005
Defined benefit cost in OCI - income	-	(397,818)
Accumulated other comprehensive income, ending	(3,172,685)	(3,172,685)

For the determination of the movement of the retirement benefits liability, the following actuarial assumptions were used:

	2024	2023
Discount rate	6.10%	6.10%
Salary increase rate	5.00%	5.00%

Sensitivity analysis as follows:

Decrease in DBO due to 100 bps increase in discount rate	(524,996)	;	-8.3%
Increase in DBO due to 100 bps decrease in discount rate	626,828	;	10.0%
Increase in DBO due to 100 bps increase in salary increase rate	627,483	;	10.0%
Decrease in DBO due to 100 bps decrease in salary decrease	(534,690)	;	-8.5%
Increase in DBO, no attrition rates	819,609	;	13.0%

Expected future benefit payments as follows:

Financial year	
Year 1	2,412,818
Year 2	80,781
Year 3	745,857
Year 4	256,611
Year 5	307,287
Year 6 - 10	6,184,143

Allocation of plan assets as follows:

Financial year	
Cash and cash equivalents	0.48%
Unit investment trust fund	75.51%
Debt instruments - government bonds	20.37%
Other (Market gains/losses, accrued receivables, etc.)	3.64%
Total	100.00%

Weighted average duration of the retirement benefits liability is 9.1 both in 2024 and 2023.

23. Lease Commitments

The Company is a lessee under cancellable operating leases. The future minimum rentals payable under this cancellable operating lease are as follows:

	2024	2023
Within one year	241,500	241,500
More than one year but less than five years	-	-
Total	241,500	241,500

Total rental expense charged to operations amounted to P651,567 in 2024 and P563,686 in 2023. (Note 21)

24. Income Taxes

Corporate income tax rate – 25%

The income tax expense consists of the following:

	2024	2023
Current:		
Regular corporate income tax	-	-
Final tax on interest income	14,074,140	11,926,079
Deferred:		
NOLCO	(31,086,462)	(5,781,860)
Deferred acquisition cost	(1,281,747)	3,009,208
Reserve for unearned premium	7,403,564	(6,294,802)
Retirement benefit expense	(532,350)	(468,744)
	(25,496,996)	(9,536,197)
Income tax (benefit)/expense	(11,422,856)	2,389,882

A reconciliation of tax on pretax income computed at the applicable statutory rates to income tax expense as reported in the income statements is as follows:

	2024	2023
Tax on pretax income at prevailing rate	(8,569,304)	5,751,331
Adjustments for items subject to lower tax rates:		
Interest income	(3,242,161)	(3,435,022)
Capital gains	-	-
Tax effect on:		
Non-deductible expenses	388,609	26,935
Non-taxable income	-	46,638
Income tax (benefit)/expense	(11,422,856)	2,389,882

Deferred Income Tax Assets

Components of the Company's deferred income tax (DTA) assets account are as follows:

	2024	2023
Deferred tax assets:		
NOLCO	44,992,505	13,906,043
Reserve for unearned premium	12,052,311	19,455,875
Retirement benefits obligation	2,041,046	1,508,695
Allowance for reinsurance receivable	936,451	936,452
MCIT	602,094	874,332
Total deferred tax assets	60,624,407	36,681,396
Deferred tax liability		
Deferred acquisition cost	5,513,914	6,795,661
Total deferred tax liability	5,513,914	6,795,661
Deferred tax assets/(liability)	55,110,493	29,885,735

Validity of NOLCO as follows:

Year incurred	Validity	Amount	Expired in the current year	Applied in the previous year	Balance	Deferred tax assets
2024	2027	124,345,849	-	-	124,345,849	31,086,462
2023	2026	23,127,438	-	-	23,127,438	5,781,860
2022	2025	14,730,791	-	-	14,730,791	3,682,698
2021	2026	12,429,089	-	-	12,429,089	3,107,272
2020	2025	5,336,852	-	-	5,336,852	1,334,213
		179,970,019	-	-	179,970,019	44,992,505

As provided by BIR Revenue Regulations No. 25-2020 (Section 4) dated September 30, 2020, the business or enterprise which incurred net operating loss for taxable years 2020 and 2021 shall be allowed to carry over the same as a deduction from its gross income for the next five (5) consecutive taxable years immediately following the year of such loss. The net operating loss for said taxable years may be carried over as a deduction even after the expiration of RA No. 11494 provided the same are claimed within the next five (5) consecutive taxable years immediately following the year of such loss.

CREATE Act

On March 26, 2021, the Republic Act (RA) 11534, known as "The Corporate Recovery or Tax incentives for Enterprises Act" (Create Act), was passed into law. The salient provisions of the Create Act applicable to the Company are as follow:

1. Effective July 1, 2020, the corporate income tax rate is reduced from 30% to 20% for domestic corporations with net taxable income not exceeding P5,000,000 and with total assets not exceeding P100,000,000, excluding land on which the particular business entity's office, plant, and equipment are situated during the taxable year for which the tax is imposed at 20%. All other domestic corporations and resident foreign corporations will be subject to 25% income tax;
2. Minimum corporate income tax (MCIT) rate reduced from 2% to 1% effective July 1, 2020, to June 30, 2023;

3. Percentage tax reduced from 3% to 1% effective July 1, 2020, to June 30, 2023; and
4. The imposition of improperly accumulated earnings is repealed.

Validity of MCIT as follows:

Year incurred	Validity	Amount	Applied	Expired	Balance
2021	2024	272,238	-	272,238	-
2022	2025	207,920	-	-	207,920
2023	2026	394,174	-	-	394,174
		874,332	-	272,238	602,094

Deferred Income Tax Liability

Components of deferred income tax liability are as follows:

	2024	2023
Deferred acquisition cost	5,513,914	6,795,661

25. (Loss)/Earnings Per Common Share

	2024	2023
(Loss)/Profit for the year	(22,854,360)	20,615,442
Weighted average number of common shares	3,325,000	3,325,000
As of December 31	(6.87)	6.20

26. Related Party Transactions

In the ordinary course of trade or business, the Company has transaction with related parties. Parties are considered to be related if one party has the ability, directly or indirectly, to control the other party, or exercise significant influence over the other party in making financial and operating decisions. Parties are also considered to be related if they are subject to common control or common significant influences.

Key Management Personnel Compensation

The key management compensation consists of salaries, allowances and employee benefits amounting P11,580,608 and P12,826,859 in 2024 and 2023, respectively.

Defined Benefits Plan

The Company has a significant influence over the funding and management of the Company's plan assets. The outstanding amount of the plan assets amounts to P277,535 in 2024 and P261,579 in 2023. The Company paid no benefits from plan assets both in 2024 and 2023. No contribution was made both in 2024 and 2023.

27. Approval of Financial Statements

The financial statements were approved and authorized for issuance by the Board of Directors April 12, 2025.

28. Supplementary Information Required by the Bureau of Internal Revenue

Revenue Regulations No. 15-2010 issued by the Bureau of Internal Revenue requires, in addition to the disclosures mandated under the Philippine Financial Reporting Standards, and such other standards and/or conventions as may heretofore be adopted, the Notes to Financial Statements to include information on taxes, duties and license fees paid or accrued during the taxable year, as follows:

Output VAT

Details of the Company's output VAT declared are as follows:

	VATable	VAT - Zero-rated	VAT - exempt	2024	2023
Vatable receipts	198,024,090	3,542,095	2,571,422	204,137,607	258,072,254
Output VAT rate	12%	0%	-	12%/0%	12%/0%
Total	23,762,891	-	-	23,762,891	26,661,637

Input VAT

Details of the Company's input VAT claimed are as follows:

	2024	2023
Balance, January 1	-	-
Add: Current year's domestic purchases/payments for:		
Purchase of services	15,249,398	13,253,850
Purchase of capital goods and domestic purchases of goods other than capital goods	-	-
Total available input VAT	15,249,398	13,253,850

Documentary Stamp Tax (DST)

The DST paid/accrued during the reporting period was P13,521,399 in 2024 and P29,652,174 in 2023 for insurance of policies.

Other Taxes and Licenses

	OR No.	2024	2023
Business permits	various	607,802	224,877
Other licenses and various	various	26,259	265,567
Total per Statement of Comprehensive Income		634,061	490,444

Withholding Taxes

The amount of withholding taxes paid/accrued for the taxable year amounted to:

	2024	2023
Tax withheld by the company on:		
Compensation	3,061,565	3,588,086
Expanded	8,764,970	3,343,246
Final	-	5,300
Total	11,826,535	6,936,633

Taxes on Importation of Goods

The Company has no importation of goods, hence, no taxes were paid during the reporting period.

Excise Tax

The Company has no excise tax paid during the reporting period.

Others

As of the year ended December 31, 2024, the Company has ongoing tax assessment for the year 2023 from the BIR with LOA no. eLA202300049779 and eLA202300054024 dated June 19, 2024 and February 13, 2025, respectively.

--oOo--

SGI PHILIPPINES GENERAL INSURANCE COMPANY, INC.

(A Non-life Insurance Company)

FINANCIAL SOUNDNESS INDICATORS

December 31, 2024

Ratio	Formula	2024	2023
Current Ratio	Total Current Assets divided by Total Current Liabilities Total Current Assets 308,257,961 Divided by: Total Current Liabilities 263,201,376 Current Ratio 1.17	1.17	1.12
Acid test Ratio	Quick Assets (Total Current Assets less Inventories and Other Current Assets) divided by Total Current Liabilities Total Current Assets 308,257,961 Less: Inventories - Other Current Assets - Quick Assets 308,257,961 Divide by: Total Current Liabilities 263,201,376 Acid test Ratio 1.17	1.17	1.12
Working Capital to Total Asset	Working Capital divided by Total Asset Working Capital 45,056,585 Divided by: Total Asset 1,759,686,076 0.03	0.03	0.02
Debt to Total Assets Ratio	Total Debt Divided by Total Asset Total Debt 271,365,558 Divided by: Total Asset 1,759,686,076 0.15	0.15	0.21
Debt to Equity Ratio	Total Debt divided by Total Equity Total Debt 271,365,558 Divided by: Total Equity 1,488,320,518 0.18	0.18	0.27
Asset to Equity Ratio	Total Asset divided by Total Equity Total Asset 1,759,686,076 Divided by: Total Equity 1,488,320,518 1.18	1.18	1.27
Interest Coverage Ratio	EBIT divided by Interest Expense EBIT (33,851,864) Divided by: Interest Expense 425,352 (79.59)	(79.59)	350.94

Gross Profit Margin	Gross Profit Divided by Commission Revenue		0.10	0.45
	Gross Profit	12,334,620		
	Divided by: Revenue	128,919,770		
		0.10		
Profit Margin	Net Income/(Loss) Divided by: Revenue		(0.18)	0.12
	Net Income/(Loss)	(22,854,360)		
	Divided by: Revenue	128,919,770		
		(0.18)		
Return on Asset (ROA)	Net Income/(Loss) Divided by: Average Asset		(0.01)	0.01
	Net Income/(Loss)	(22,854,360)		
	Divided by: Average Asset	1,773,234,168		
		(0.01)		
Return on Equity	Net Income/(Loss) Divided by: Average Equity		(0.02)	0.01
	Net Income/(Loss)	(22,854,360)		
	Divided by: Average Equity	1,450,930,754		
		(0.02)		